

Stat Pack for October Term 2014

Index

Opinions by Sitting	2
Circuit Scorecards	3-4
Merits Cases by Vote Split	5
Make-Up of the Merits Docket	6
Term Index	7
Total Opinion Authorship	8
Total Opinions Over Time	9
Opinions Authored by Each Justice	10
Workload	11-14
Summary Reversals	15
Merits Opinions	16
Majority Opinion Authorship	17
Strength of the Majority	18
Unanimity	19-20
Frequency in the Majority	21
5-to-4 Cases	22-23
5-to-4 Case Majorities	24-25
Majority Opinion Distribution by Senior Justices	26-27
Justice Agreement - Tables	28-30
Justice Agreement - Highs and Lows	31
Time Between Cert. Grant and Oral Argument	32
Time Between Oral Argument and Opinion	33
Pace of Grants	34
Pace of Opinions	35
Grants Per Conference	36
Opinions Per Week	37
Oral Argument - Justices	38
Oral Argument - Advocates	39-40
Voting Alignment - All Cases	41-49
Voting Alignment - 5-4 Cases	50-52

Summary of the Term

Total Merits Opinions Released	74
+ Signed opinions after oral argument	66
+ Summary reversals	8
Total Merits Opinions Expected	74
+ Petitions granted and set for argument	69
+ Summary reversals	8
- Cases dismissed before oral argument	-2
- Cases consolidated for decision	-1
Cases Set for Argument During OT15	26

* You can find past Stat Packs here: <http://www.scotusblog.com/reference/stat-pack/>. A few matters regarding our methodology are worth mentioning at the outset. First, SCOTUSblog treats consolidated cases as a single case, as determined by the case with the lowest docket number (prior to the release of an opinion) or the case that is captioned with an opinion. To the extent that two cases are argued separately but later decided with only one opinion, we will remove one of the cases from this Stat Pack, except to include it in the Pace of Grants chart to maintain cross-conference comparisons. The most unusual way we manage these later-consolidated cases is to merge the oral argument data for the two cases. We combine the questions asked by each Justice in the separate oral argument proceedings into one “consolidated” session. Second, this Stat Pack frequently uses the term “merits opinions,” “merits docket,” or “merits cases.” Those three terms are used interchangeably, and signify the set of cases decided “on the merits.” Those cases include signed opinions after oral argument (the bulk of all merits cases), most per curiam opinions released after oral arguments, summary reversals (cases decided with per curiam opinions after the certiorari stage), and cases decided by an equally divided (4-4) Court. Cases that are dismissed as improvidently granted are not included in our tally of merits cases.

Suggested Citation: Kedar S. Bhatia, *Stat Pack for October Term 2014*, SCOTUSBLOG (June 30, 2015), http://sblog.s3.amazonaws.com/wp-content/uploads/2015/06/SCOTUSblog_Stat_Pack_OT14.pdf.

Opinions by Sitting

Roberts	1	1	1	1	1	1	1	1	JGR	7						
Scalia	1	1	2	1	2	1	1	1	AS	9						
Kennedy	1	1	1	1	-	1	1	1	AMK	6						
Thomas	1	1	1	1	1	1	1	1	CT	7						
Ginsburg	1	1	1	2	1	1	-	RBG	7							
Breyer	1	1	1	1	2	1	1	SGB	8							
Alito	1	1	1	1	2	1	1	SAA	8							
Sotomayor	1	1	2	1	1	1	-	SMS	7							
Kagan	1	1	1	1	1	1	1	EK	7							
	October	November	December	January	February	March	April	Total	67							
	Decided: 9 Remain: 0		Decided: 9 Remain: 0		Decided: 12 Remain: 0		Decided: 10 Remain: 0		Decided: 11 Remain: 0		Decided: 9 Remain: 0		Decided: 7 Remain: 0		Args	67
	Heien	JGR	Omnicare	EK	Elonis	JGR	Oneok	SGB	Coleman	SGB	Sheehan	SAA	Johnson	AS		
	Holt	SAA	Zivotofsky	AMK	Mortgage Banker	SMS	Reed	CT	Din	AS	Confed. Vets	SGB	Obergefell	AMK		
	Dart Cherokee	RBG	Jesinoski	AS	Whitfield	AS	Mach Mining	EK	Tibble	SGB	BoA	CT	McFadden	CT		
	Integrity Staffing	CT	MacLean	JGR	B&B Hardware	SAA	KBR	SAA	Henderson	EK	EPA	AS	Kingsley	SGB		
	Warger	SMS	Yates	RBG	Hana	SMS	Mellouli	RBG	Abercrombie	AS	Brumfield	SMS	Horne	JGR		
	Dental Examiners	AMK	T-Mobile	SMS	Young	SGB	Wellness	SMS	Baker Botts LLP	CT	Commil	AMK	Reyes Mata	EK		
	Kansas	EK	M&G Polymers	CT	American Railroc	AMK	Williams-Yulee	JGR	AZ Legis.	RBG	Kimble	EK	Glossip	SAA		
	Jennings	AS	Wynne	SAA	Direct Marketing	CT	Armstrong	AS	Clark	SAA	Bullard	JGR				
	Teva	SGB	AL Black Caucus	SGB	Gelboim	RBG	Inclusive Comm.	AMK	Patel	SMS	Viegelahn	RBG				
					CSX Transp.	AS	Rodriguez	RBG	Davis	SAA						
					Wong	EK			Burwell	JGR						
					June											

Circuit Scorecard

October Term 2014

	Number	Percent	Decided	Aff'd	Rev'd	Aff'd %	Rev'd %
CA1	1	1%	1	1	0	100%	0%
CA2	1	1%	1	0	1	0%	100%
CA3	3	4%	3	0	3	0%	100%
CA4	6	8%	6	3	3	50%	50%
CA5	8	11%	8	2	6	25%	75%
CA6	5	7%	5	1	4	20%	80%
CA7	3	4%	3	0	3	0%	100%
CA8	8	11%	8	1	7	13%	88%
CA9	16	21%	16	6	10	38%	63%
CA10	4	5%	4	1	3	25%	75%
CA11	5	7%	5	0	5	0%	100%
CA DC	4	5%	4	1	3	25%	75%
CA Fed	3	4%	3	1	2	33%	67%
State	5	7%	5	3	2	60%	40%
Dist. Court	2	3%	2	1	1	50%	50%
Original	1	1%	1	N/A	N/A	N/A	N/A
	75	100%	75	21	53	28%	72%

October Term 2015

	Number	Percent
CA1	-	-
CA2	3	12%
CA3	-	-
CA4	2	8%
CA5	3	12%
CA6	-	-
CA7	-	-
CA8	2	8%
CA9	3	12%
CA10	1	4%
CA11	2	8%
CA DC	2	8%
CA Fed	1	4%
State	6	23%
Dist. Court	1	4%
Original	-	-
	26	100%

* For the circuit scorecards only, we treated certain consolidated cases as separate decisions rather than as one. For consolidated cases that stemmed from different lower court decisions, such as *United States v. Wong* and *United States v. June*, we counted the two cases separately on this table to most accurately reflect the Supreme Court's treatment of the precedents below. For cases that were consolidated in the court below, such as the pair of petitions from a three-judge panel consolidated in *Alabama Black Legislative Caucus v. Alabama*, we counted the Supreme Court's decision only once. Throughout the rest of the Stat Pack consolidated cases are uniformly treated as a single case.

Circuit Scorecard

This chart features affirmance and reversal rates for each circuit and each Justice. The first number is the number of times a particular Justice voted to affirm a decision of the court below and the second number is the number of times that Justice voted to vacate or reverse the decision below.

	Roberts	Scalia	Kennedy	Thomas	Ginsburg	Breyer	Alito	Sotomayor	Kagan	Total Votes	Overall Decisions
CA1	1 - 0	1 - 0	1 - 0	1 - 0	1 - 0	1 - 0	1 - 0	1 - 0	1 - 0	9 - 0	1 - 0
CA2	0 - 1	0 - 1	0 - 1	0 - 1	0 - 1	0 - 1	0 - 1	0 - 1	0 - 1	0 - 9	0 - 1
CA3	0 - 3	0 - 3	0 - 3	1 - 2	0 - 3	0 - 3	0 - 3	0 - 3	0 - 3	1 - 26	0 - 3
CA4	3 - 3	2 - 4	4 - 2	2 - 4	3 - 3	3 - 3	1 - 5	3 - 3	3 - 3	24 - 30	3 - 3
CA5	3 - 5	3 - 5	4 - 4	4 - 4	1 - 7	1 - 7	4 - 4	2 - 6	1 - 7	23 - 49	2 - 6
CA6	2 - 3	2 - 3	1 - 4	2 - 3	1 - 4	1 - 4	2 - 3	1 - 4	1 - 4	13 - 32	1 - 4
CA7	2 - 1	2 - 1	0 - 3	2 - 1	0 - 3	0 - 3	1 - 2	0 - 3	0 - 3	7 - 20	0 - 3
CA8	1 - 7	2 - 6	2 - 6	5 - 3	1 - 7	1 - 7	5 - 3	1 - 7	1 - 7	19 - 53	1 - 7
CA9	1 - 14	3 - 12	6 - 9	2 - 13	9 - 6	8 - 6	2 - 13	9 - 6	10 - 5	50 - 93	6 - 10
CA10	1 - 3	2 - 2	2 - 2	3 - 1	0 - 4	0 - 4	1 - 3	0 - 4	1 - 3	10 - 26	1 - 3
CA11	1 - 4	1 - 4	1 - 4	3 - 2	2 - 3	0 - 5	0 - 5	0 - 5	1 - 4	9 - 36	0 - 5
CA DC	0 - 4	0 - 4	1 - 3	1 - 3	2 - 2	2 - 2	0 - 4	2 - 2	2 - 2	10 - 26	1 - 3
CA Fed.	2 - 1	2 - 1	0 - 3	2 - 1	1 - 2	1 - 1	2 - 1	0 - 3	1 - 2	11 - 15	1 - 2
State Ct.	3 - 2	1 - 4	2 - 3	1 - 4	2 - 3	3 - 2	2 - 3	2 - 3	2 - 3	18 - 27	3 - 2
Dist. Court	1 - 1	1 - 1	1 - 1	1 - 1	1 - 1	1 - 1	1 - 1	1 - 1	1 - 1	9 - 9	1 - 1
Original	1 - 0	0 - 1	1 - 0	0 - 1	1 - 0	1 - 0	0 - 1	1 - 0	1 - 0	6 - 3	1 - 0
	22 - 52	22 - 52	26 - 48	30 - 44	25 - 49	23 - 49	22 - 52	23 - 51	26 - 48	219 - 454	22 - 53

Merits Cases by Vote Split

9-0 29 (40%)	8-1 5 (7%)	7-2 9 (12%)	6-3 11 (15%)	5-4 19 (26%)	
Lopez v. Smith (PC)	Heien v. North Carolina	Teva v. Sandoz	Jennings v. Stephens	Dart Cherokee v. Owens	
Johnson v. City of Shelby (PC)	Elonis v. U.S.	Christeson v. Roper (PC)	T-Mobile South v. Roswell	Yates v. U.S.	
Carroll v. Carman (PC)	EEOC v. Abercrombie	DHS v. MacLean	Kansas v. Nebraska	AL Black Caucus v. Alabama	
Glebe v. Frost (PC)	Reyes Mata v. Lynch	Alabama v. CSX Transp.	Dental Examiners v. FTC	Armstrong v. Exceptional Child	
Integrity Staffing v. Busk	Johnson v. U.S.	B&B Hardware v. Hargins	Young v. UPS	U.S. v. Wong	
Warger v. Shauers		Oneok v. Learjet	Rodriguez v. U.S.	Williams-Yulee v. Florida Bar	
Jesinoski v. Countrywide		San Francisco v. Sheehan (6-2)	Wellness Int'l v. Sharif	Comptroller v. Wynne	
Whitfield v. U.S.		Commil v. Cisco (6-2)	Zivotofsky v. Kerry	Kerry v. Din	
Holt v. Hobbs		Mellouli v. Lynch	Baker Botts LLP v. ASARCO	Walker v. Sons of Confed. Vets	
Gelboim v. BoA			Kimble v. Marvel	Davis v. Ayala	
Hana Financial v. Hana Bank			King v. Burwell	Brumfield v. Cain	
M&G Polymers v. Tackett				Horne v. Dept. of Agriculture	
Direct Marketing v. Brohl				Kingsley v. Hendrickson	
DOT v. American Railroads				Los Angeles v. Patel	
Perez v. Mortgage Bankers				TX Housing v. Inclusive Comm.	
Omnicare v. Laborers Pension Fund				Obergefell v. Hodges	
Woods v. Donald (PC)				Michigan v. EPA	
Mach Mining v. EEOC				AZ Legis. v. AZ Redistricting	
Bullard v. Blue Hills				Glossip v. Gross	
Harris v. Viegelahn					
Tibble v. Edison					
Coleman v. Tollefson					
Henderson v. U.S.					
Kellogg Brown & Root v. Carter					
BoA v. Caulkett					
Taylor v. Barkes (PC)					
Reed v. Gilbert					
McFadden v. United States					
Ohio v. Clark					

Not Included Above		
<i>Public Employees v. IndyMac</i>	Dismissed	Before Argument
<i>Chen v. Baltimore</i>	Dismissed	Before Argument
<i>United States v. June</i>	Decided with <i>United States v. Wong</i>	After Argument

Past Terms					
	9-0	8-1	7-2	6-3	5-4
OT09	46%	10%	15%	11%	18%
OT10	48%	13%	15%	5%	20%
OT11	44%	11%	8%	17%	20%
OT12	49%	5%	9%	8%	29%
OT13	66%	3%	10%	8%	14%
Avg.	51%	8%	11%	10%	20%

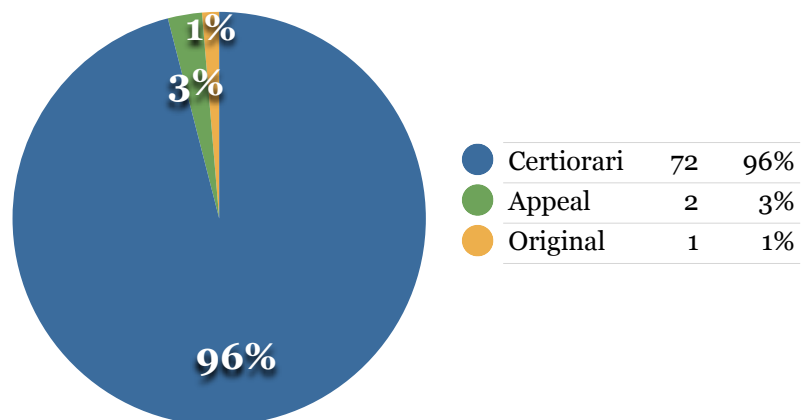
* We treat cases with eight or fewer votes as if they were decided by the full Court. For example, we treat *Commil v. Cisco*, which had only eight Justices voting, as a 7-2 case throughout much of this Stat Pack. For 8-0, 7-1, and 6-2 decisions, we simply assume that the recused Justice would have joined the majority. In cases that are decided 5-3, we would look at each case individually to decide whether it was more likely that the recused Justice would join the majority or the dissent. Our assumption that nine Justices voted in each case applies only to figures that treat each case as a whole, like the chart above, and not to figures that focus on the behavior of individual Justices, like our Justice Agreement charts. We have done our best to note where we assume a full Court and where we count only actual votes.

** For cases that are decided by a 5-4 vote, we provide information about whether the majority was comprised of the most common conservative bloc (Roberts, Scalia, Kennedy, Thomas, and Alito), the most common liberal bloc (Kennedy, Ginsburg, Breyer, Sotomayor, and Kagan), or a more uncommon alignment. A conservative line-up is marked with a red square, a liberal line-up is marked with a blue square, and all others are marked with a yellow square.

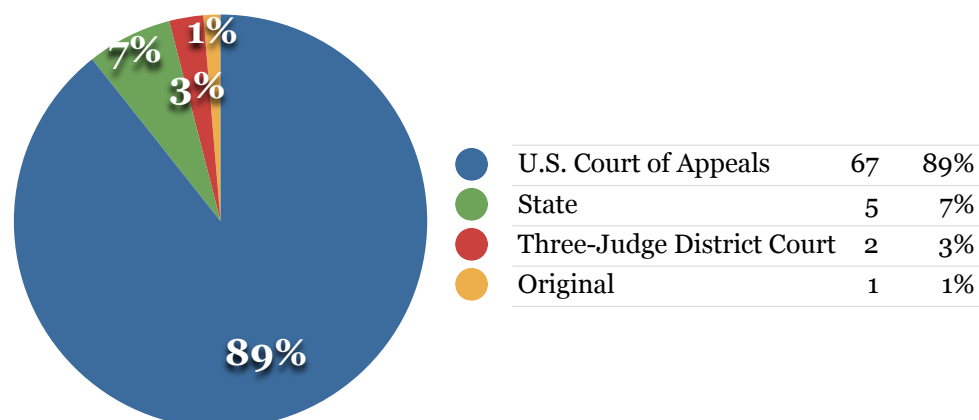
Make-Up of the Merits Docket

The following charts depict different characteristics of the cases that were released with merits opinions or are expected to be disposed of with a merits opinion. These charts include information about cases disposed of with signed opinions, summary reversals, or those that were affirmed by an equally divided Court.

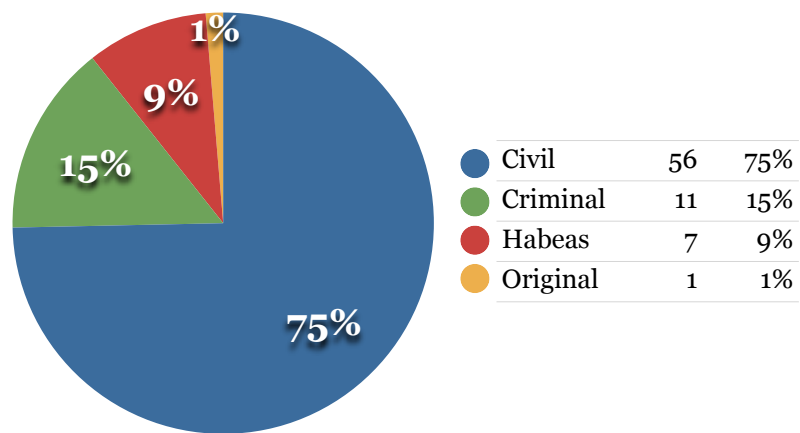
Source of Jurisdiction



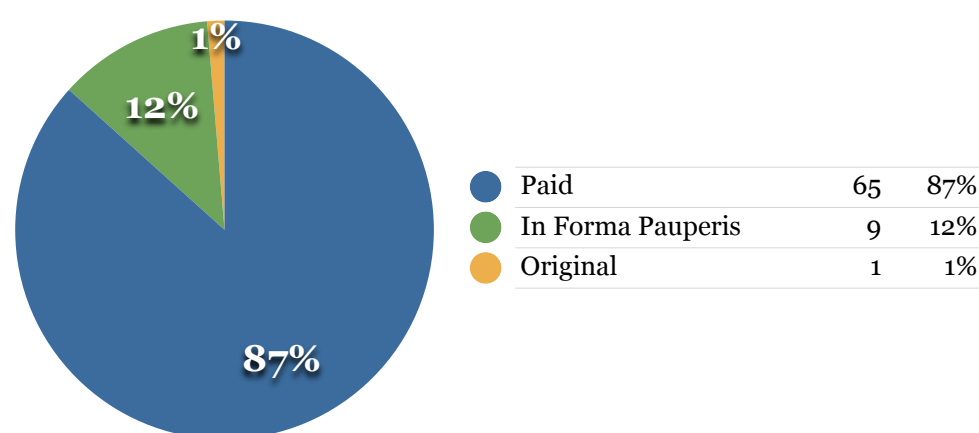
Court Below



Nature



Docket*



* Technically, all paid and *in forma pauperis* cases have been on the same docket since 1971, with paid cases beginning each year with case number 1, and IFP cases beginning at number 5001. Accordingly, the first paid case of this Term was numbered 13-1 and the first IFP case was numbered 13-5001. Original cases remain on a separate docket and follow a separate numbering convention. For more information on the dockets, see EUGENE GRESSMAN ET AL., SUPREME COURT PRACTICE 55-56 (9th ed. 2007).

Term Index

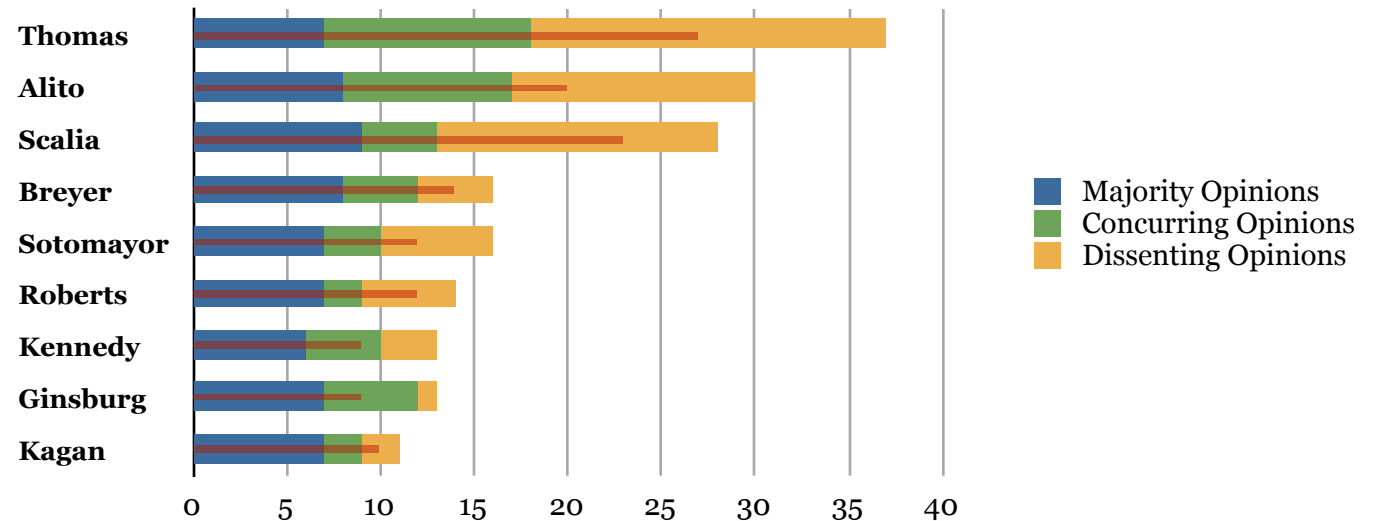
This chart includes a summary of the cases for the Term including (1) majority opinion author, (2) vote, (3) days between argument and opinion, (4) judgment, and (5) court below. For each sitting, the chart provides the number of majority opinions written by each Justice and the average number of days between argument and opinion for that Justice's majority opinions.

October										November										December									
1	Heien	JGR	8-1	70d	A	ST	JGR	1	70d	Omnicare	EK	9-0	141d	R	CA6	JGR	1	78d	Elonis	JGR	8-1	182d	R	CA3	JGR	1	182d		
2	Holt	SAA	9-0	105d	R	CA8	AS	1	91d	Zivotofsky	AMK	6-3	217d	A	CADC	AS	1	70d	Mortgage Bankers	SMS	9-0	98d	R	CADC	AS	2	64d		
3	Dart Cherokee	RBG	5-4	69d	R	CA10	AMK	1	134d	Jesinoski	AS	9-0	70d	R	CA8	AMK	1	217d	Whitfield	AS	9-0	42d	A	CA4	AMK	1	91d		
4	Integrity Staffing	CT	9-0	62d	R	CA9	CT	1	62d	MacLean	JGR	7-2	78d	A	CAFC	CT	1	77d	B&B Hardware	SAA	7-2	112d	R	CA8	CT	1	85d		
5	Warger	SMS	9-0	62d	A	CA8	RBG	1	69d	Yates	RBG	5-4	112d	R	CA11	RBG	1	112d	Hana	SMS	9-0	49d	A	CA9	RBG	1	43d		
6	Dental Examiners	AMK	6-3	134d	A	CA4	SGB	1	97d	T-Mobile	SMS	6-3	65d	R	CA11	SGB	1	133d	Young	SGB	6-3	112d	R	CA4	SGB	1	112d		
7	Kansas	EK	6-3	133d	A	Orig	SAA	1	105d	M&G Polymers	CT	9-0	77d	R	CA6	SAA	1	187d	American Railroad	AMK	9-0	91d	R	CADC	SAA	1	112d		
8	Jennings	AS	6-3	91d	R	CA5	SMS	1	62d	Wynne	SAA	5-4	187d	A	ST	SMS	1	65d	Direct Marketing	CT	9-0	85d	R	CA10	SMS	2	74d		
9	Teva	SGB	7-2	97d	R	CAFC	EK	1	133d	AL Black Caucus	SGB	5-4	133d	R	USDC	EK	1	141d	Gelboim	RBG	9-0	43d	R	CA2	EK	1	133d		
10							Total	9								Total	9		CSX Transp.	AS	7-2	85d	R	CA11	Total	12			
11							Expect.	9								Expect.	9		Wong	EK	5-4	133d	A	CA9	Expect.	12			
12							Avg.	91d								Avg.	120d		June				A	CA9	Avg.	94d			
January										February										March									
1	Oneok	SGB	7-2	99d	A	CA9	JGR	1	99d	Coleman	SGB	9-0	84d	A	CA6	JGR	1	113d	Sheehan	SAA	6-2	56d	R	CA9	JGR	1	33d		
2	Reed	CT	9-0	157d	R	CA9	AS	1	70d	Din	AS	5-4	112d	R	CA9	AS	2	104d	Confed. Vets	SGB	5-4	87d	R	CA5	AS	1	96d		
3	Mach Mining	EK	9-0	106d	R	CA7	AMK	1	155d	Tibble	SGB	9-0	83d	R	CA9	AMK	0		BoA	CT	9-0	69d	R	CA11	AMK	1	56d		
4	KBR	SAA	9-0	133d	R	CA4	CT	1	157d	Henderson	EK	9-0	83d	R	CA11	CT	1	110d	EPA	AS	5-4	96d	R	CADC	CT	1	69d		
5	Mellouli	RBG	7-2	138d	R	CA8	RBG	2	114d	Abercrombie	AS	8-1	96d	R	CA10	RBG	1	119d	Brumfield	SMS	5-4	80d	R	CA5	RBG	1	47d		
6	Wellness	SMS	6-3	132d	R	CA7	SGB	1	99d	Baker Botts LLP	CT	6-3	110d	A	CA5	SGB	2	84d	Commil	AMK	6-2	56d	R	CAFC	SGB	1	87d		
7	Williams-Yulee	JGR	5-4	99d	A	ST	SAA	1	133d	AZ Legis.	RBG	5-4	119d	A	USDC	SAA	2	108d	Kimble	EK	6-3	83d	A	CA9	SAA	1	56d		
8	Armstrong	AS	5-4	70d	R	CA9	SMS	1	132d	Clark	SAA	9-0	108d	R	ST	SMS	1	111d	Bullard	JGR	9-0	33d	A	CA1	SMS	1	80d		
9	Inclusive Comm.	AMK	5-4	155d	A	CA5	EK	1	106d	Patel	SMS	5-4	111d	A	CA9	EK	1	83d	Viegelahn	RBG	9-0	47d	R	CA5	EK	1	83d		
10	Rodriguez	RBG	6-3	90d	R	CA8	Total	10		Davis	SAA	5-4	107d	R	CA9	Total	11								Total	9			
11							Expect.	10		Burwell	JGR	6-3	113d	A	CA4	Expect.	11								Expect.	9			
12							Avg.	118d								Avg.	102d								Avg.	67d			
April										Summary Reversal										Total									
1	Johnson	AS	8-1	67d	R	CA8	JGR	1	54d	Lopez	PC	9-0	-	R	CA9				Roberts	7	90d			Cases Dismissed		1			
2	Obergefell	AMK	5-4	66d	R	CA6	AS	1	67d	Johnson	PC	9-0	-	R	CA5				Scalia	9	81d			After Oral Arg.					
3	McFadden	CT	9-0	57d	R	CA4	AMK	1	66d	Carroll	PC	9-0	-	R	CA3				Kennedy	6	120d								
4	Kingsley	SGB	5-4	55d	R	CA7	CT	1	57d	Glebe	PC	9-0	-	R	CA9				Thomas	7	88d								
5	Horne	JGR	5-4	54d	R	CA9	RBG	0		Grady	PC	9-0	-	R	ST				Ginsburg	7	88d								
6	Reyes Mata	EK	8-1	47d	R	CA5	SGB	1	55d	Donald	PC	9-0	-	R	CA6				Breyer	8	94d								
7	Glossip	SAA	5-4	61d	A	CA10	SAA	1	61d	Taylor	PC	9-0	-	R	CA3				Alito	8	109d								
8							SMS	0		Christesen	PC	7-2	-	R	CA8				Sotomayor	7	85d								
9							EK	1	47d										Kagan	7	104d								
10							Total	7											Summary Rev.	8									
11							Expect.	7											Cases Disposed	75									
12							Avg.	58d											Expected	75									
13																			Percent Decided	100%									
14																			Average Time	95d									

Total Opinion Authorship

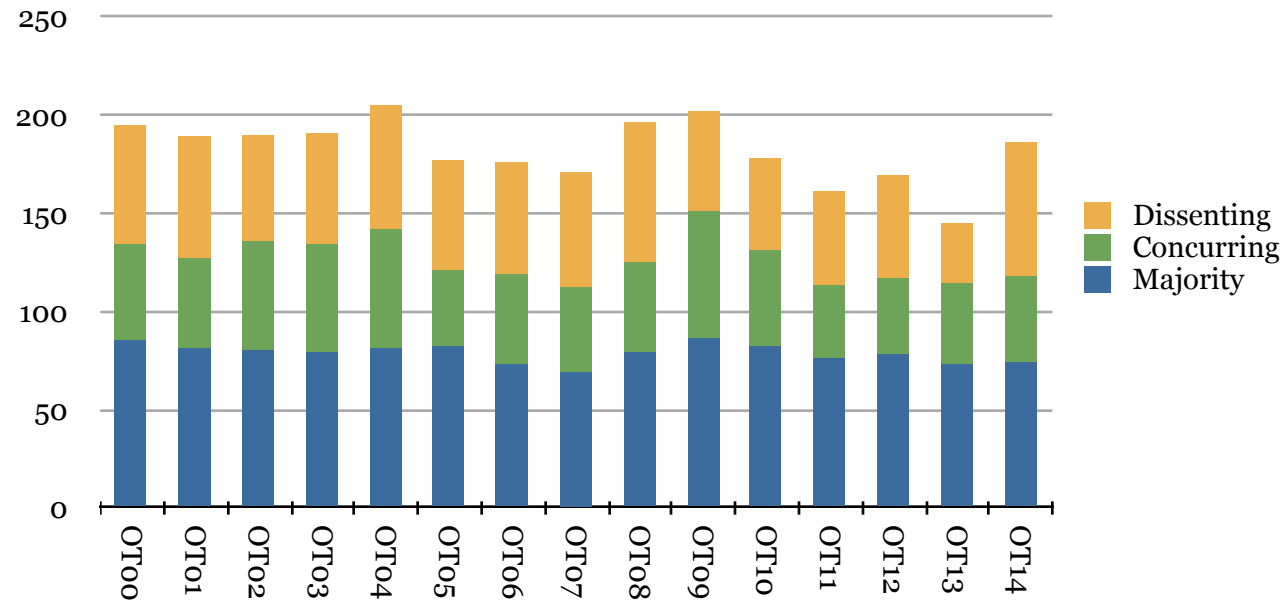
The number of opinions five pages or longer is included in parentheses and represented by a red line in the chart below.

	Total Opinions	Majority Opinions	Concurring Opinions	Dissenting Opinions
Roberts	14 (12)	7 (7)	2 (0)	5 (5)
Scalia	28 (23)	9 (9)	4 (3)	15 (11)
Kennedy	13 (9)	6 (6)	4 (2)	3 (1)
Thomas	37 (27)	7 (7)	11 (6)	19 (14)
Ginsburg	13 (9)	7 (7)	5 (1)	1 (1)
Breyer	16 (14)	8 (8)	4 (2)	4 (4)
Alito	30 (20)	8 (8)	9 (4)	13 (8)
Sotomayor	16 (12)	7 (7)	3 (0)	6 (5)
Kagan	11 (10)	7 (7)	2 (1)	2 (2)
Per Curiam	8 (7)	8 (7)	- (-)	- (-)
	186 (142)	74 (73)	44 (19)	68 (51)



Total Opinions Over Time

Term	Majority Opinions	Concurring Opinions	Dissenting Opinions	Total Opinions
OT00	85	49	61	195
OT01	81	46	62	189
OT02	80	56	54	190
OT03	79	55	57	191
OT04	81	61	63	205
OT05	82	39	56	177
OT06	73	46	57	176
OT07	69	43	59	171
OT08	79	46	71	196
OT09	86	65	51	202
OT10	82	49	47	178
OT11	76	37	48	161
OT12	78	39	52	169
OT13	73	41	32	146
OT14	74	44	68	186
Average	79	48	56	182



Opinions Authored by Each Justice

		Roberts	Scalia	Kennedy	Thomas	Ginsburg	Breyer	Alito	Sotomayor	Kagan	Per	
Majority Opinions	1	Heien	Jesinoski	Dental Examiners	Integrity Staffing	Dart Cherokee	Teva	Holt	Warger	M&G Polymers	Lopez	74
	2	MacLean	Whitfield	American Railroad	M&G Polymers	Gelboim	Young	B&B Hardware	T-Mobile	Omnicare	Johnson	
	3	Williams-Yulee	Jennings	Commil	Direct Marketing	Yates	AL Black Caucus	Wynne	Hana	Wong	Carroll	
	4	Bullard	CSX Transp.	Zivotofsky	BoA	Rodriguez	Oneok	Sheehan	Mortgage Bankers	Mach Mining	Glebe	
	5	Elonis	Armstrong	Inclusive Comm.	Baker Botts LLP	Viegelahn	Tibble	KBR	Wellness	Henderson	Christeson	
	6	Horne	Abercrombie	Obergefell	Reed	Mellouli	Coleman	Clark	Brumfield	Reyes Mata	Grady	
	7	Burwell	Din		McFadden	AZ Legis.	Confed. Vets	Davis	Patel	Kimble	Donald	
	8		Johnson				Kingsley	Glossip			Taylor	
	9		EPA									
	10											
Concurring Opinions	1	M&G Polymers	Mortgage Bankers	Direct Marketing	American Railroad	Holt	Armstrong	T-Mobile	Integrity Staffing	Heien		44
	2	McFadden	Omnicare	Din	Mortgage Bankers	M&G Polymers	Williams-Yulee	Yates	Holt	Reed		
	3		Clark	Davis	Omnicare	Direct Marketing	Zivotofsky	American Railroad	Baker Botts LLP			
	4		Glossip	Johnson	Oneok	B&B Hardware	Reed	Mortgage Bankers				
	5				Zivotofsky	Williams-Yulee		Young				
	6				Clark			Wellness				
	7				Davis			Elonis				
	8				Horne			Abercrombie				
	9				Johnson			Reed				
	10				EPA							
	11				Glossip							
	12											
Dissenting Opinions	1	T-Mobile	Dart Cherokee	Young	Dart Cherokee	Wynne	Din	Christeson	Heien	Yates		68
	2	Wellness	M&G Polymers	Rodriguez	Jennings		Baker Botts LLP	Dental Examiners	MacLean	EPA		
	3	Zivotofsky	Young	Williams-Yulee	T-Mobile		Horne	Rodriguez	Armstrong			
	4	Obergefell	AL Black Caucus		Teva		Glossip	Wong	Davis			
	5	AZ Legis.	Oneok		M&G Polymers			Williams-Yulee	Horne			
	6		Williams-Yulee		CSX Transp.			Confed. Vets	Glossip			
	7		Wynne		B&B Hardware			Brumfield				
	8		Sheehan		AL Black Caucus			Kingsley				
	9		Commil		Rodriguez			Patel				
	10		Zivotofsky		Wynne			Kimble				
	11		Kingsley		Wellness			Inclusive Comm.				
	12		Patel		Elonis			Johnson				
	13		Burwell		Abercrombie			Obergefell				
	14		Obergefell		Mellouli							
	15		AZ Legis.		Reyes Mata							
	16				Brumfield							
	17				Inclusive Comm.							
	18				Obergefell							
	19				AZ Legis.							
	20											
Total		14	28	13	37	13	16	30	16	11	8	186

Workload - Opinions Released Each Week

The chart below demonstrates how many opinions were released by each Justice during each opinion week.

		October			November			December			January			February			March			April			May			June				Total
		#1	#2	#3	#1	#2	#3	#1	#2	#3	#1	#2	#3	#1	#2	#3	#1	#2	#3	#1	#2	#3	#1	#2	#3	#1	#2	#3	#4	
JGR	Majority									1		1								1	1						2			7
	Concurring													1											1					2
	Dissenting										1												1			1	1			5
	Total									1	1	1		1						1	1		1	1		1	1	3	1	14
AS	Majority										3				1			1						1		1	1	1		9
	Concurring															1		1								1		1		4
	Dissenting									1				1			2			1	1		2	1		1		4	1	15
	Total									1	3			1	1	1	3	1		1	1		2	1	1	1	2	5	3	28
AMK	Majority													1		1							1			2				6
	Concurring														1											2	1			4
	Dissenting																1			1	1									3
	Total													1	1	1	1			1	1		1			1	2	3		13
CT	Majority									1			1		1								1			3				7
	Concurring															2	1			1					1	2	2	2		11
	Dissenting										1	2	1		1		2			1			1	1	3		2	2	1	19
	Total									1	1	2	1	1	1	2	2	3		2			1	1	4	1	7	4	3	37
RBG	Majority									1		1		1					1			1		1				1		7
	Concurring											1	1				1													5
	Dissenting																						1							1
	Total									1		2	1	1	1		1			1	1		2		1				1	13
SGB	Majority										1						2		1			2				1	1			8
	Concurring																	1							1	1				4
	Dissenting																								2	1	1			4
	Total										1						2	1		1	1		2			1	4	2	1	16
SAA	Majority										1						1					2	1			2		1		8
	Concurring										1			1		2	1						1	2		1				9
	Dissenting											1								2	1				2	6				13
	Total										1	2		2		2	2			2	1		2	2	2		5	6	1	30
SMS	Majority									1	1				1								1			1	1			7
	Concurring																									1				3
	Dissenting																								1	1	1			6
	Total									2	1	1	3			1		1					1			3	2	1		16
EK	Majority													1			1			1	1		1			1				7
	Concurring																									1				2
	Dissenting													1														1		2
	Total													2			1			1	1		1			2	1	1		11

Workload - Opinions Outstanding At Any Given Time

		October			November			December			January			February			March			April			May			June				Total
		#1	#2	#3	#1	#2	#3	#1	#2	#3	#1	#2	#3	#1	#2	#3	#1	#2	#3	#1	#2	#3	#1	#2	#3	#1	#2	#3	#4	
JGR	Majority		1	1	1	2	2	2	3	3	2	2	2	2	2	3	3	3	4	4	4	4	3	3	3	2	2	2	7	
	Concurring			1	1	1	1	1	1	1	1	1	1	1						1	1	1	1	1	1	1	1	2		
	Dissenting					1	2	2	2	2	2	2	2	2	2	3	3	3	3	3	4	4	4	4	3	2	2	1	5	
	Total		1	2	2	4	5	5	6	6	5	5	5	5	4	6	6	6	7	7	9	9	8	8	7	6	5	4	1	14
AS	Majority			1	1	2	2	2	3	4	4	1	2	2	4	3	3	4	3	3	4	4	4	4	4	3	3	2	1	9
	Concurring					1	1	1	2	2	2	2	2	2	3	2	1	1	1	1	1	2	2	2	2	2	1	1	4	
	Dissenting		1	2	2	3	5	5	6	6	5	6	7	7	6	9	9	8	9	9	9	9	9	7	6	6	5	5	1	15
	Total		1	3	3	6	8	8	11	12	11	9	11	11	12	15	14	13	13	13	14	15	15	13	12	11	10	8	3	28
AMK	Majority			1	1	2	2	2	2	3	3	3	4	4	3	3	2	2	3	3	4	4	4	4	3	3	2	2	6	
	Concurring									1	1	1	1	1	2	2	2	2	2	3	3	3	3	3	3	3	1	4		
	Dissenting								1	1	1	1	3	3	3	3	3	2	2	2	1							3		
	Total			1	1	2	2	2	3	5	5	5	8	8	8	8	7	6	7	7	8	7	7	7	6	6	5	3	13	
CT	Majority		1	1	1	1	2	2	2	2	2	3	3	2	3	2	2	3	3	3	4	4	4	4	4	3	3	7		
	Concurring					2	2	2	2	3	4	4	5	5	5	7	5	5	5	5	5	7	7	7	7	6	4	2	11	
	Dissenting		1	4	4	4	7	7	9	10	9	9	10	10	10	10	10	8	9	9	9	10	10	9	8	5	5	3	1	19
	Total		2	5	5	7	11	11	14	16	15	17	18	17	18	19	17	16	17	17	18	21	21	20	19	15	14	7	3	37
RBG	Majority		1	1	1	2	2	2	2	3	3	2	3	3	2	3	3	3	4	4	3	3	3	3	2	2	1	1	7	
	Concurring		1	1	1	1	2	2	3	4	4	4	4	3	3	2	2	1	1	1	1	1						5		
	Dissenting						1	1	1	1	1	1	1	1	1	1	1	1	1	1	1	1	1	1	1			1		
	Total		2	2	2	3	5	5	6	8	7	8	8	7	6	6	6	5	6	6	5	4	4	2	2	1	1	1	13	
SGB	Majority			1	1	1	2	2	3	3	3	4	3	3	5	5	5	4	4	4	3	4	3	4	4	2	2	1	8	
	Concurring					1	1	1	1	1	1	2	4	4	4	4	4	4	3	3	3	2	2	2	2	2	1	4		
	Dissenting														2	2	2	2	2	2	4	4	4	4	4	4	2	1	4	
	Total			1	1	2	3	3	4	4	4	6	7	7	11	11	11	10	9	9	8	10	10	8	8	8	7	3	1	16
SAA	Majority		1	1	1	1	2	2	3	3	3	4	3	3	3	5	5	5	5	5	5	6	6	4	3	3	3	1	8	
	Concurring					1	2	2	5	6	6	7	7	7	7	7	5	4	4	4	4	4	4	4	3	1	1	9		
	Dissenting			1	1	1	1	1	1	2	2	2	5	5	4	5	5	6	8	8	8	8	8	8	8	8	6	13		
	Total		1	2	2	3	5	5	9	11	11	13	15	15	14	17	15	15	17	17	17	18	18	16	14	12	12	7	1	30
SMS	Majority		1	1	1	1	2	2	4	3	3	3	2	2	2	3	2	2	3	3	3	3	3	3	2	2	1	7		
	Concurring			2	2	2	2	2	2	1	1	1			1	1	1	1	1	1	1	1	1	1	1	1		3		
	Dissenting			1	1	1	2	2	2	2	1	1	1	1	1	2	2	2	1	1	1	3	3	3	3	3	2	1	6	
	Total		4	4	4	5	6	6	8	6	5	5	3	3	4	6	5	5	5	5	5	7	7	7	6	6	6	3	1	16
EK	Majority			1	1	2	2	2	2	3	3	4	4	4	4	4	4	3	4	4	3	3	3	3	2	2	1	7		
	Concurring		1	1	1	1	1	1	1	1	1	1	1	1	1	1	1	1	1	1	1	1	1	1	1	1		2		
	Dissenting					1	1	1	1	1	1	1	1	1				1	1	1	1	1	1	1	1	1	1	2		
	Total		1	2	2	4	4	4	4	5	4	6	6	6	5	5	5	5	6	6	5	5	5	4	4	4	2	1	11	

Workload - Slip Pages Released Each Week

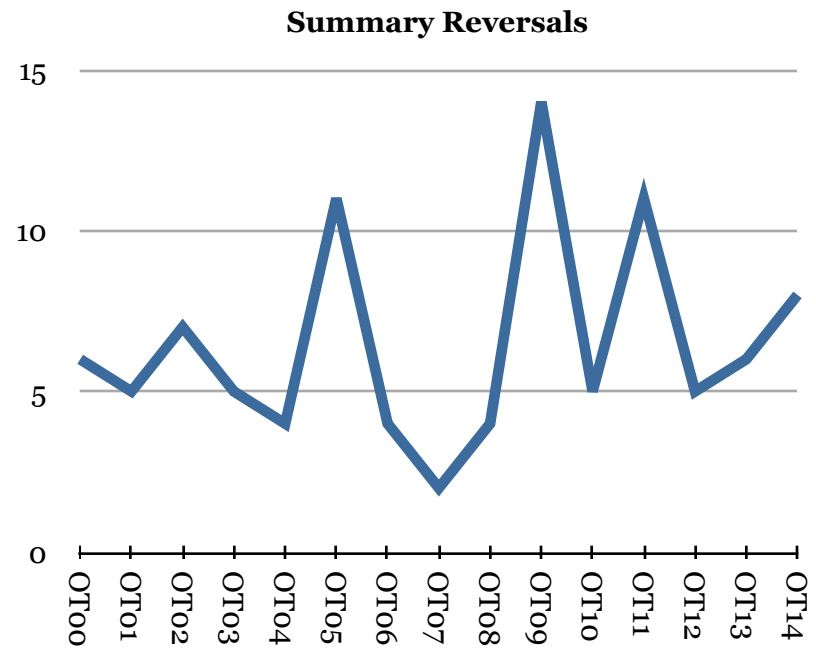
		October			November			December			January			February			March			April			May			June				Total
		#1	#2	#3	#1	#2	#3	#1	#2	#3	#1	#2	#3	#1	#2	#3	#1	#2	#3	#1	#2	#3	#1	#2	#3	#1	#2	#3	#4	
JGR	Majority									13		16									22	12			17			39		119
	Concurring													1																1
	Dissenting										8												20		7		29	27		91
Total								13	8	16	1								22	12			20	17	7		68	27		211
AS	Majority									22					10			11						7			15	15	15	95
	Concurring															5	7									4		7		23
	Dissenting							8					1				11			10	13		12	3		20		50	6	134
Total								8	22		1	10	5	18	11		10	13		12	3	7	20	19		65	28			252
AMK	Majority													18		12							14			30		52		126
	Concurring														4												11	1		16
	Dissenting																3			1	6									10
Total											18	4	12	3			1	6				14			30	11	53			152
CT	Majority							9				14			13								7			41				84
	Concurring															50	3			2					31	4	20	15		125
	Dissenting							2	11	16			19	11		27			12			4	19	38		30	30	4		223
Total								9	2	11	16	14	19	24	50	30			14			4	19	45	31	75	50	19		432
RBG	Majority							14			10		20						9			11		14				35		113
	Concurring											2					1				5									11
	Dissenting																						19							19
Total								14			11	2	20	2		1			9	5		30		14				35		143
SGB	Majority									16							47			16			17				18	14		128
	Concurring																	5								1	5			12
	Dissenting																									19	7	41		67
Total										16						47	5		16	1		17			1	42	21	41		207
SAA	Majority									16							22						45	13			41		29	166
	Concurring										2			4		14								2	15		2			49
	Dissenting												13						16	2						18	78			130
Total										2	19		17		14	32		16	2			45	15	15		61	78	29		345
SMS	Majority							13			14	8			14								20				19	18		106
	Concurring																										1			7
	Dissenting									10		3														15	13	31		74
Total								16	10	14	16			14									20			35	31	31		187
EK	Majority													28			21			18	14		8				8	18		115
	Concurring																										7			10
	Dissenting													19														25		44
Total										3				47			21		18	14		8				15	18	25		169

Workload - Slip Pages Outstanding At Any Given Time

		October			November			December			January			February			March			April			May			June				Total
		#1	#2	#3	#1	#2	#3	#1	#2	#3	#1	#2	#3	#1	#2	#3	#1	#2	#3	#1	#2	#3	#1	#2	#3	#4				
JGR	Majority		13	13	13	29	29	29	46	46	33	33	39	39	39	60	60	60	72	72	72	68	56	56	56	39	39	39	119	
	Concurring			1	1	1	1	1	1	1	1	1	1	1														1		
	Dissenting					7	15	15	15	15	15	27	27	27	54	54	54	54	54	83	83	83	83	83	63	63	56	56	27	91
	Total		13	14	14	37	45	45	62	62	49	61	67	67	66	114	114	114	126	126	155	151	139	139	119	102	95	95	27	211
AS	Majority			12	12	17	17	17	22	32	32	10	21	21	43	33	33	48	37	37	52	52	52	52	45	45	30	15	95	
	Concurring					7	7	7	12	12	12	12	12	12	16	11	4	4	4	4	4	11	11	11	11	11	7	7	23	
	Dissenting		8	9	9	29	37	37	48	48	40	50	63	63	62	104	104	97	100	100	99	91	91	79	76	76	56	56	6	134
	Total		8	21	21	53	61	61	82	92	84	72	96	96	117	153	148	149	141	141	155	154	154	142	139	132	112	93	28	252
AMK	Majority			18	18	48	48	48	48	60	60	60	84	84	66	66	54	54	68	68	96	96	96	96	82	82	52	52	126	
	Concurring									4	4	4	4	4	10	11	11	11	11	12	12	12	12	12	12	12	1	16		
	Dissenting								3	3	3	3	10	10	10	10	7	7	7	6								10		
	Total			18	18	48	48	48	51	67	67	67	98	98	86	87	75	72	86	86	114	108	108	108	94	94	64	53	152	
CT	Majority		9	9	9	9	23	23	23	27	27	44	44	30	43	30	30	37	37	37	48	48	48	48	41	41			84	
	Concurring					34	34	34	57	84	84	86	86	86	86	90	40	42	42	42	59	70	70	70	70	39	35	15	125	
	Dissenting		2	47	47	47	65	65	98	109	107	124	132	132	123	116	116	89	116	116	122	125	125	121	102	64	64	34	4	223
	Total		11	56	56	90	122	122	178	220	218	254	262	248	252	236	186	168	195	195	229	243	243	239	220	175	144	69	19	432
RBG	Majority		14	14	14	34	34	34	34	44	30	44	43	43	23	58	58	58	69	69	60	60	60	49	49	35	35	35	35	113
	Concurring		1	1	1	1	3	3	4	6	6	6	10	8	8	6	6	5	5	5	5								11	
	Dissenting						19	19	19	19	19	19	19	19	19	19	19	19	19	19	19	19	19	19	19				19	
	Total		15	15	15	35	56	56	57	69	55	69	72	70	50	83	83	82	93	93	84	79	79	49	49	35	35	35	35	143
SGB	Majority			16	16	16	39	39	63	63	63	79	63	63	80	80	80	51	51	51	35	49	49	32	32	32	32	14		128
	Concurring					1	1	1	1	1	1	6	12	12	12	12	12	12	7	7	7	6	6	6	6	6	5		12	
	Dissenting														19	19	19	19	19	19	67	67	67	67	67	67	48	41	67	
	Total			16	16	17	40	40	64	64	64	85	75	75	111	111	111	82	77	77	61	122	122	105	105	105	104	62	41	207
SAA	Majority		16	16	16	16	44	44	66	66	66	79	63	63	63	104	104	99	99	99	99	128	128	83	70	70	70	29	29	166
	Concurring					4	6	6	27	39	39	41	41	41	43	43	29	19	19	19	19	19	19	17	2	2			49	
	Dissenting			13	13	13	13	13	13	25	25	25	66	66	53	58	58	75	84	84	97	96	96	96	96	96	96	78		130
	Total		16	29	29	33	63	63	106	130	130	145	170	170	159	205	191	193	202	202	215	243	243	198	183	168	168	107	29	345
SMS	Majority		13	13	13	13	27	27	49	36	36	42	34	34	34	52	38	38	57	57	57	57	57	57	37	37	18		106	
	Concurring		6	6	6	6	6	6	6	3	3	3			1	1	1	1	1	1	1	1	1	1	1	1			7	
	Dissenting		10	10	10	15	15	15	15	15	5	5				15	15	15	15	15	15	59	59	59	59	59	59	44	31	74
	Total		29	29	29	34	48	48	70	54	44	50	34	34	35	68	54	54	73	73	73	117	117	117	97	97	97	62	31	187
EK	Majority			28	28	49	49	49	49	67	67	81	81	81	61	61	61	40	58	58	40	34	34	26	26	26	26	18		115
	Concurring		3	3	3	3	3	3	3	3		7	7	7	7	7	7	7	7	7	7	7	7	7	7	7			10	
	Dissenting					19	19	19	19	19	19	19	19	19	19			25	25	25	25	25	25	25	25	25	25	25	25	44
	Total		3	31	31	71	71	71	71	89	86	107	107	107	68	68	68	72	90	90	72	66	66	58	58	58	58	43	25	169

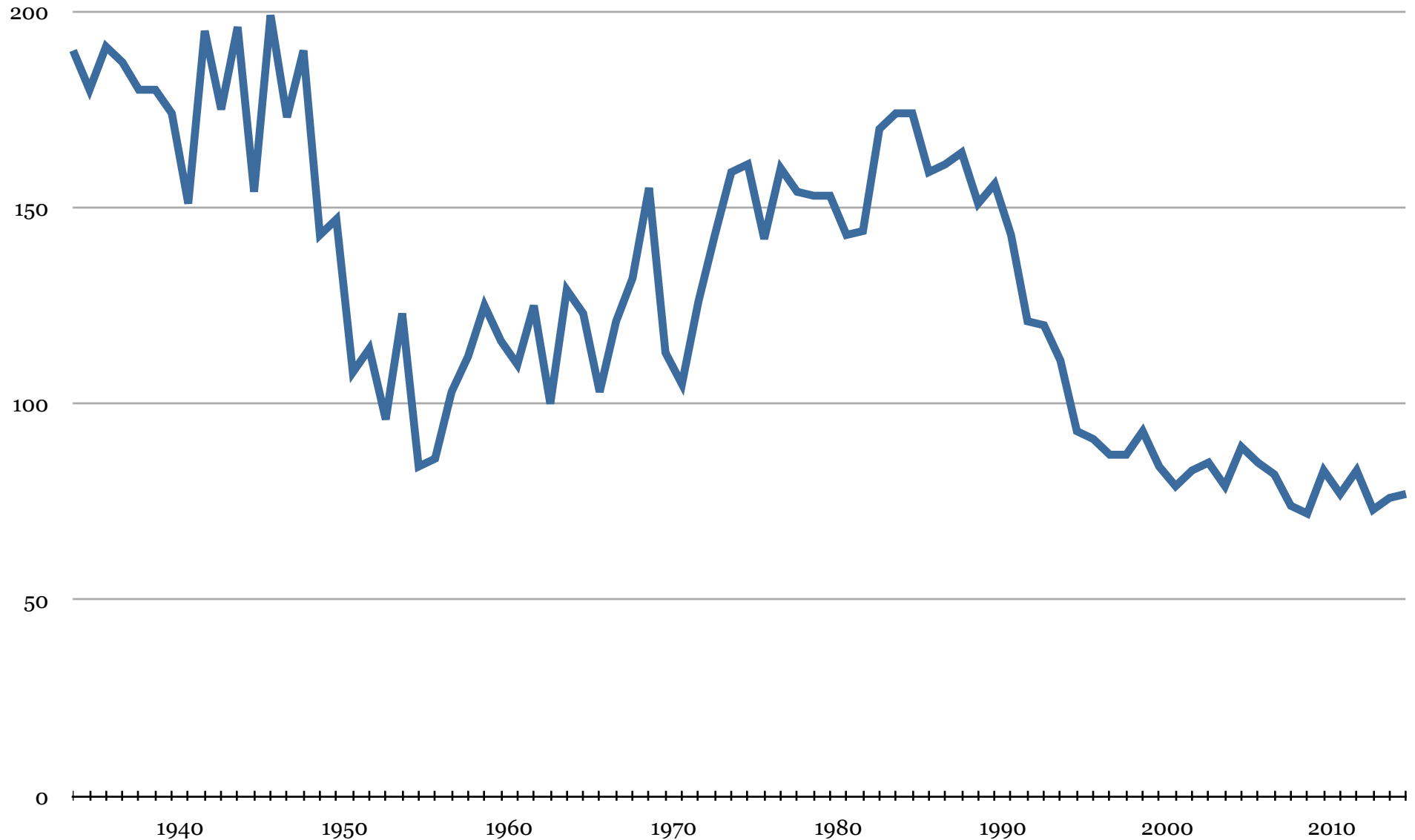
Summary Reversals

Term	Signed Opinions After Oral Argument	Summary Reversals	Total
OT00	79	6	85
OT01	76	5	81
OT02	73	7	80
OT03	74	5	79
OT04	76	4	80
OT05	71	11	82
OT06	68	4	72
OT07	69	2	71
OT08	75	4	79
OT09	72	14	86
OT10	77	5	82
OT11	65	11	76
OT12	73	5	78
OT13	67	6	73
OT14	66	8	74
Average	72	6	79



Merits Opinions

This chart places the number of merits opinions from OT14 into historical perspective. The Court released seventy-four merits opinions, including sixty-six signed opinions, which is a dramatic decline from only a few decades ago. Except for the data from OT14, the data in this chart is drawn from the Supreme Court's annual Journals, which have included useful statistics since the 1930s. This chart displays the number of cases disposed of by signed opinion and, unlike most of the tables and graphs in our Stat Pack, counts cases consolidated as separate decisions. The chart runs from October Term 1932 to October Term 2014.

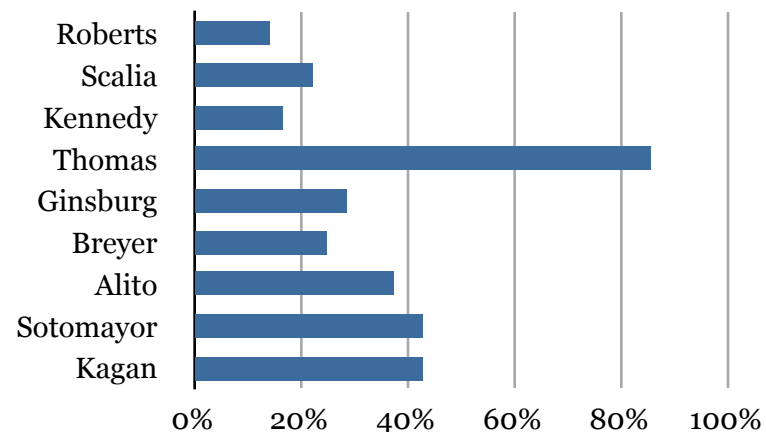


Majority Opinion Authorship

Majority Opinions Authored

	Total	9-0	8-1	7-2	6-3	5-4	Average Strength of the Majority*
Roberts	7	1	2	1	1	2	6.9
Scalia	9	2	2	1	1	3	6.9
Kennedy	6	1	-	1	2	2	6.3
Thomas	7	6	-	-	1	-	8.6
Ginsburg	7	2	-	1	1	3	6.6
Breyer	8	2	-	2	1	3	6.6
Alito	8	3	-	2	-	3	7.0
Sotomayor	7	3	-	-	2	2	7.0
Kagan	7	3	1	-	2	1	7.4
	66	23	5	8	11	19	7.1

Percentage of Majority Opinions Decided with Unanimous Judgment



Authorship as a Percentage of Similar Opinions

	9-0	8-1	7-2	6-3	5-4
Roberts	4%	40%	13%	9%	11%
Scalia	9%	40%	13%	9%	16%
Kennedy	4%	-	13%	18%	11%
Thomas	26%	-	-	9%	-
Ginsburg	9%	-	13%	9%	16%
Breyer	9%	-	25%	9%	16%
Alito	13%	-	25%	-	16%
Sotomayor	13%	-	-	18%	11%
Kagan	13%	20%	-	18%	5%
	100% (23)	100% (5)	100% (8)	100% (11)	100% (19)

Days Between Argument and Opinion

Majority Opinion Author	Days
Scalia	81d
Sotomayor	85d
Thomas	88d
Ginsburg	88d
Roberts	90d
Breyer	94d
Kagan	104d
Alito	109d
Kennedy	120d
	95d

Strength of the Majority

Argument Sitting	Decided	9-0	8-1	7-2	6-3	5-4	Average Strength of the Majority	Number of Opinions Per Case
October	9	3	1	1	3	1	7.2	2.4
November	9	3	-	1	2	3	6.8	3.0
December	11	6	1	2	1	1	7.3	2.5
January	10	3	-	2	2	3	6.8	3.1
February	11	4	1	-	2	4	6.9	2.5
March	9	3	-	2	1	3	6.9	1.9
April	7	1	2	-	-	4	6.4	3.1
Summary Reversal	8	6	-	1	-	-	8.8	1.5
	74	29	5	9	11	19	7.1	2.5

Cases Affirmed by an Equally Divided Court

Term	Total
OT05	-
OT06	-
OT07	2
OT08	-
OT09	-
OT10	2
OT11	-
OT12	-
OT13	-
OT14	-
Average	0.44

Recusals

Justice	Total
Breyer	2
Roberts	-
Scalia	-
Kennedy	-
Thomas	-
Ginsburg	-
Alito	-
Sotomayor	-
Kagan	-
	2

Solo Dissents

Justice	Total (OT14)	Average* (OT06-OT13)
Thomas	3	1.8
Alito	1	0.5
Sotomayor	1	0.8
Roberts	-	0.0
Scalia	-	0.9
Kennedy	-	0.1
Ginsburg	-	1.1
Breyer	-	0.4
Kagan	-	0.0
	5	6.4

* Averages consider only the Terms during which a Justice served on the Court.

Unanimity

To take a closer look at unanimity at the Court, we created three distinct measures of unanimity. The measures of unanimity are defined as follows:

Measure #1: When all Justices simply voted for the same judgment – *i.e.*, whether to affirm or reverse the judgment below. This is the broadest measure of unanimity because it allows for Justices to write separate opinions — and sometimes even conflicting ones — as long as each Justice voted to affirm or reverse the decision below.

Measure #2: When all Justices joined some part of the same majority opinion, but one or more Justices (1) wrote separately to state an individual position or (2) did not join the majority opinion in full.

Measure #3: When all Justices join a single majority opinion in full, and without any Justices writing separate concurring opinions. This is the narrowest measure of unanimity because it requires that the Justices agree in full and without any written reservations or additions.

	Measure #3	<i>All Justices In Total Agreement</i>	19	25%
	Measure #2	<i>All Justices Join The Majority Opinion</i>	5	7%
	Measure #1	<i>All Justices Vote For the Same Judgment</i>	6	8%
Total			30	40%

Divided	<i>Justices Disagree On Whether To Affirm, Reverse, Or Vacate The Decision Below</i>	45	60%
---------	--	----	-----

* Note that Measure #2 incorporates the cases captured in Measure #1, just as Measure #3 captures those cases included in Measures #1 and #2. For more information on our measures of unanimity, see Kedar S. Bhatia, *A Few Notes On Unanimity*, SCOTUSBLOG (July 10, 2014 10:40 AM), <http://www.scotusblog.com/2014/07/a-few-notes-on-unanimity/>.

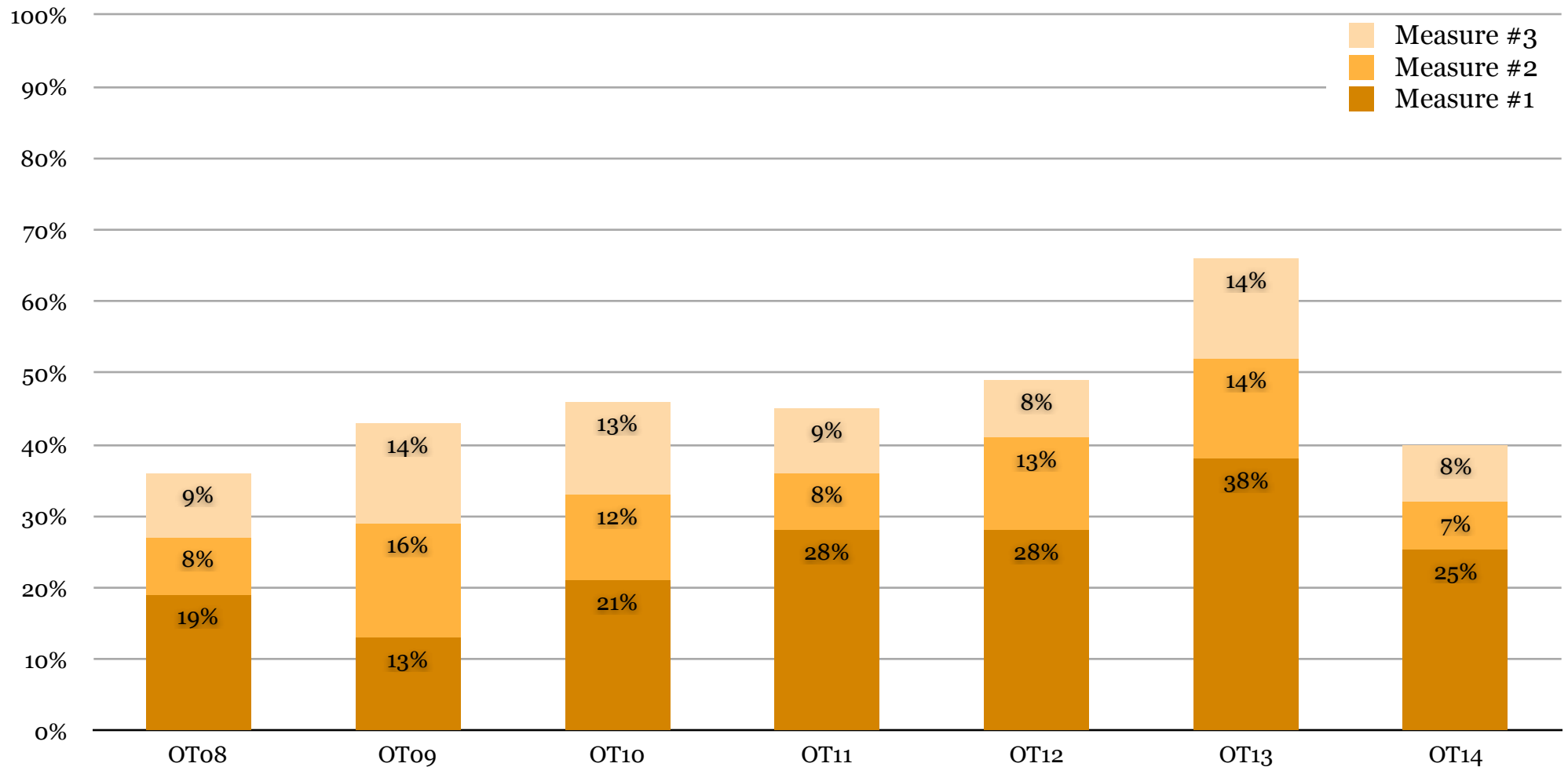
Unanimity

To take a closer look at unanimity at the Court, we created three distinct measures of unanimity. The measures of unanimity are defined as follows:

Measure #1: Where all Justices simply voted for the same judgment, *i.e.*, whether to affirm or reverse the judgment below. This is the broadest measure of unanimity because it allows for Justices to write separate opinions — and sometimes even conflicting ones — as long as each Justices voted to affirm or reverse the decision below.

Measure #2: Where all Justices joined some part of the same majority opinion, but one or more Justices (1) wrote separately to state their individual positions or (2) did not join the majority opinion in full.

Measure #3: Where all Justices join a single majority opinion in full, and without any Justices writing separate concurring opinions. This is the narrowest measure of unanimity because it requires that the Justices agree in full and without any written reservations or additions.



Frequency in the Majority

The following charts measure how frequently each Justice has voted with the majority during October Term 2014. The charts include summary reversals but do not include cases that were dismissed.

All Cases

Justice	Votes	Frequency in Majority		OT13	OT12	OT11	OT10	OT09	OT08	OT07
Breyer	72	66	92%	88%	83%	76%	79%	78%	75%	79%
Sotomayor	74	66	89%	82%	79%	80%	81%	84%	-	-
Kennedy	74	65	88%	92%	91%	93%	94%	91%	92%	86%
Ginsburg	74	64	86%	85%	79%	70%	74%	80%	70%	75%
Kagan	74	63	85%	92%	81%	82%	81%	-	-	-
Roberts	74	59	80%	92%	86%	92%	91%	91%	81%	90%
Alito	74	53	72%	88%	79%	83%	86%	87%	81%	82%
Scalia	74	51	69%	90%	78%	82%	86%	87%	84%	81%
Thomas	74	45	61%	88%	79%	86%	88%	83%	81%	75%

Divided Cases

Justice	Votes	Frequency in Majority		OT13	OT12	OT11	OT10	OT09	OT08	OT07
Breyer	43	37	86%	64%	67%	57%	60%	58%	62%	68%
Sotomayor	45	37	82%	46%	59%	64%	64%	69%	-	-
Kennedy	45	36	80%	84%	83%	88%	88%	83%	89%	79%
Ginsburg	45	35	78%	56%	60%	45%	50%	63%	55%	65%
Kagan	45	34	76%	75%	63%	67%	67%	-	-	-
Roberts	45	30	67%	76%	73%	86%	83%	83%	72%	73%
Alito	45	24	53%	63%	59%	69%	74%	76%	72%	75%
Scalia	45	22	49%	72%	58%	67%	74%	76%	76%	65%
Thomas	45	16	36%	64%	60%	74%	76%	67%	72%	85%

5-4 Cases

Alignment of the Majority

Majority	19	Cases
Kennedy, Ginsburg, Breyer, Sotomayor, Kagan	8	<i>Alabama Black Caucus, Wong, Brumfield, Kingsley, Patel, Inclusive Comm., Obergefell, Arizona Legislature</i>
Roberts, Scalia, Kennedy, Thomas, Alito	5	<i>Din, Ayala, Horne, Michigan, Glossip</i>
Roberts, Ginsburg, Breyer, Alito, Sotomayor	2	<i>Dart Cherokee, Yates</i>
Roberts, Scalia, Thomas, Breyer, Alito	1	<i>Armstrong</i>
Roberts, Kennedy, Alito, Breyer, Sotomayor	1	<i>Wynne</i>
Roberts, Ginsburg, Breyer, Sotomayor, Kagan	1	<i>Williams-Yulee</i>
Thomas, Ginsburg, Breyer, Sotomayor, Kagan	1	<i>Walker</i>

Term	Number of 5-4 Opinions	Percentage of Total Opinions	Percentage of 5-4 Split Ideological	Conservative Victory* (Percentage of Ideological)	Conservative Victory (Percentage of All 5-4)	Number of Different Alignments
OT05	11	12%	73%	63%	45%	7
OT06	24	33%	79%	68%	54%	6
OT07	12	17%	67%	50%	33%	6
OT08	23	29%	70%	69%	48%	7
OT09	16	19%	69%	73%	50%	7
OT10	16	20%	88%	71%	63%	4
OT11	15	20%	67%	50%	33%	7
OT12	23	29%	35%	63%	43%	7
OT13	10	14%	60%	67%	40%	7
OT14	19	26%	68%	38%	26%	7
Average	17	22%	67%	61%	44%	7

* For the purposes of this chart, a “Conservative Win” occurs whenever the majority consists of Chief Justice Roberts and Justices Scalia, Kennedy, Thomas, and O’Connor or Alito.

5-4 Cases

Membership in a Five-to-Four Majority

Justice	Cases Decided	Frequency in Majority		OT13	OT12	OT11	OT10	OT09	OT08	OT07
Kennedy	19	14	74%	100%	87%	80%	88%	69%	78%	67%
Breyer	19	14	74%	50%	48%	47%	31%	38%	39%	45%
Sotomayor	19	13	68%	30%	39%	47%	38%	43%	-	-
Ginsburg	19	12	63%	40%	43%	33%	38%	25%	52%	50%
Roberts	19	10	53%	70%	61%	67%	63%	56%	48%	58%
Kagan	19	10	53%	50%	43%	40%	38%	-	-	-
Alito	19	9	47%	60%	57%	60%	63%	63%	52%	50%
Thomas	19	7	37%	50%	65%	67%	75%	69%	65%	67%
Scalia	19	6	32%	50%	60%	60%	69%	69%	70%	58%

Five-to-Four Majority Opinion Authorship

These percentages consider how often a Justice authors the majority opinion *when that Justice is in the majority*.*

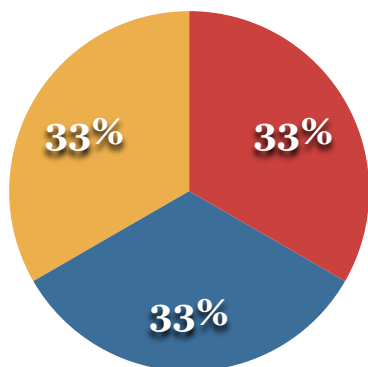
Justice	Cases Decided	Frequency in the Majority	Opinions Authored	Frequency as Author	OT13	OT12	OT11	OT10	OT09	OT08	OT07
Scalia	19	6	3	50%	0%	23%	0%	9%	18%	33%	29%
Alito	19	9	3	33%	33%	46%	33%	0%	40%	8%	17%
Ginsburg	19	12	3	25%	0%	10%	0%	33%	50%	27%	0%
Breyer	19	14	3	21%	0%	18%	43%	20%	25%	0%	40%
Roberts	19	10	2	20%	14%	14%	10%	30%	22%	18%	14%
Sotomayor	19	13	2	15%	0%	22%	29%	17%	0%	-	-
Kennedy	19	14	2	14%	30%	20%	33%	21%	22%	28%	50%
Kagan	19	10	1	10%	60%	10%	17%	0%	-	-	-
Thomas	19	7	0	0%	20%	13%	0%	33%	9%	13%	13%

* Percentages represent the number of majority opinions authored divided by the number of times a Justice was in the majority for a *signed* opinion.

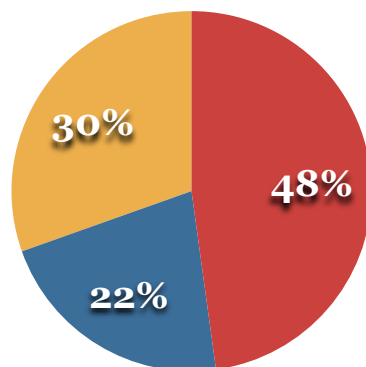
5-4 Case Majorities

- Conservative + Kennedy
- Liberal + Kennedy
- Other

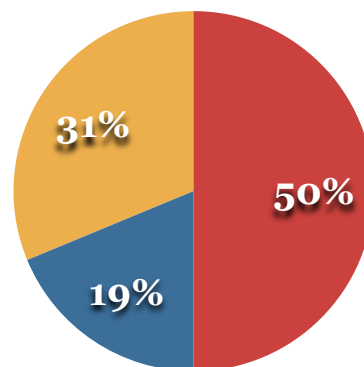
OT07



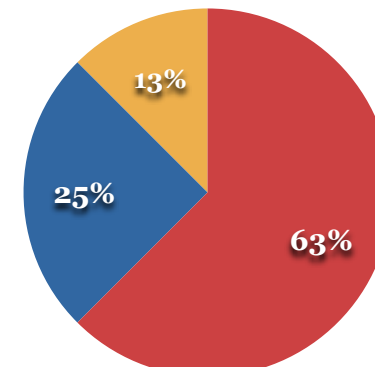
OT08



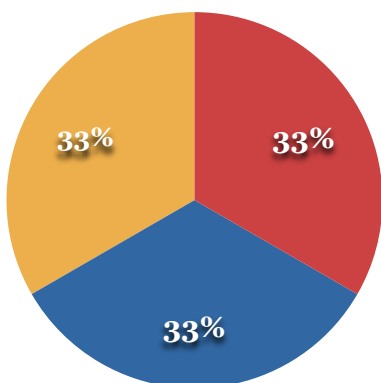
OT09



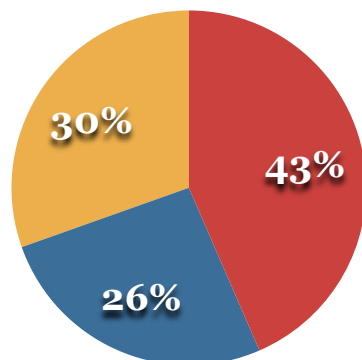
OT10



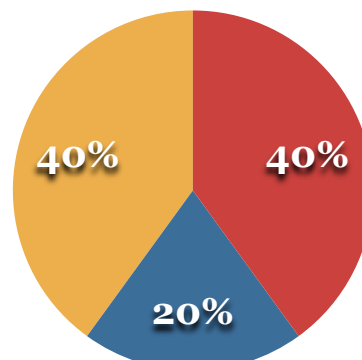
OT11



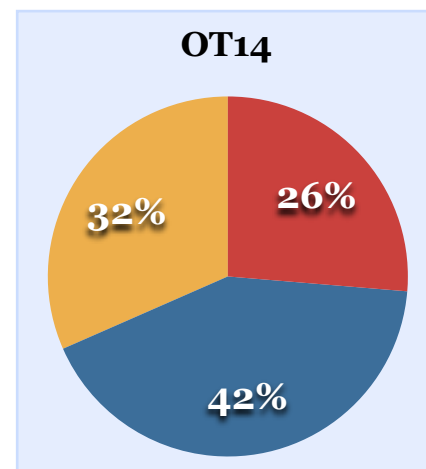
OT12



OT13

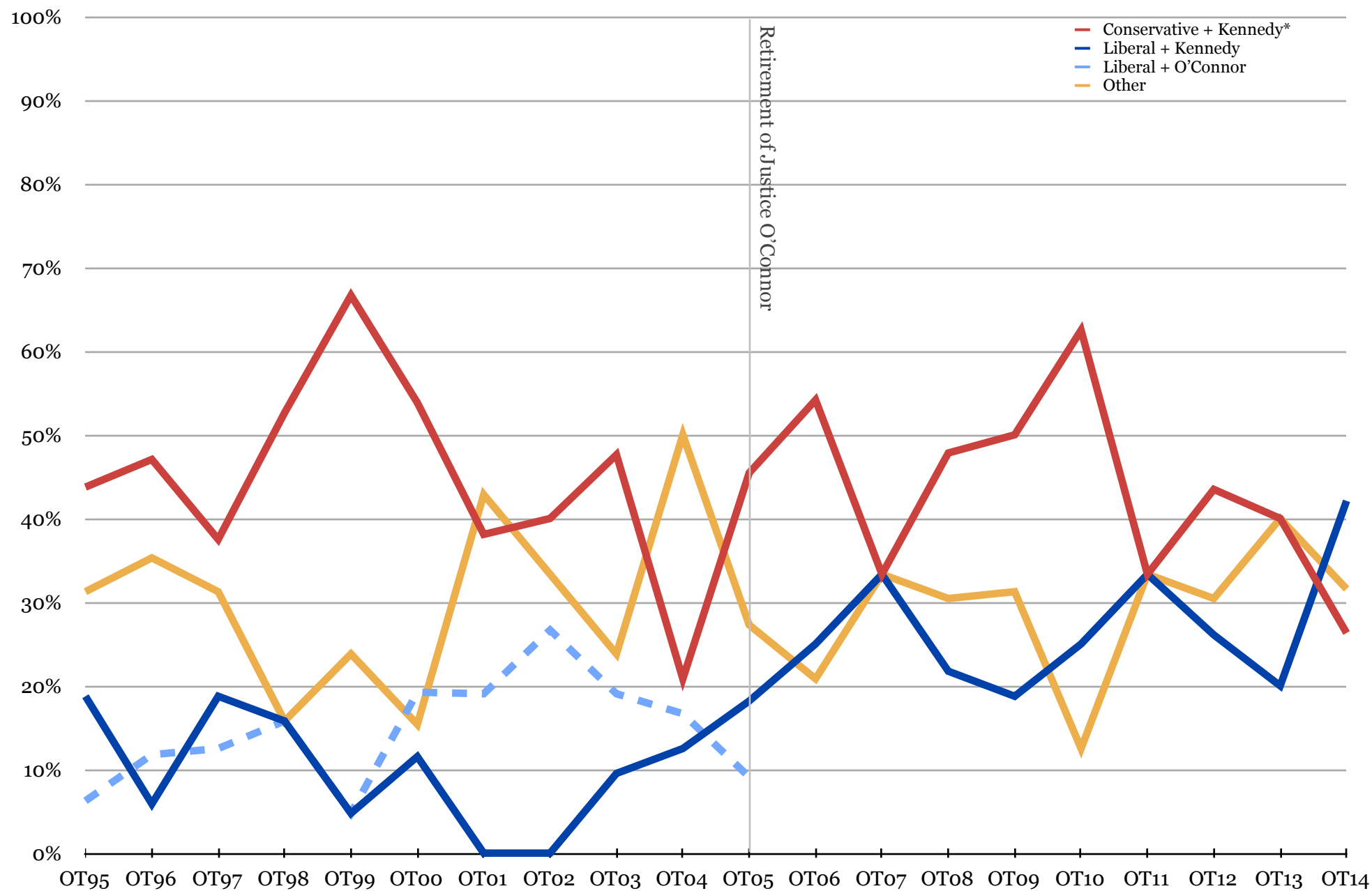


OT14



*Conservative bloc = Roberts, Alito, Scalia, and Thomas;
 Liberal bloc = Stevens/Kagan, Souter/Sotomayor, Ginsburg, and Breyer

5-4 Case Majorities



*The conservative bloc is the combination of Rehnquist/Roberts, O'Connor/Alito, Scalia, and Thomas; the liberal bloc is the combination of Stevens/Kagan, Souter/Sotomayor, Ginsburg, and Breyer. All other alignments of five-Justice majorities are grouped into the "other" category.

Majority Opinion Distribution by Senior Justices - OT14

For each case decided with a merits opinion, the author of the majority opinion is selected by the most senior Justice who votes with the majority. For example, in *United States v. Wong*, a 5-4 decision in which Justices Kennedy, Ginsburg, Breyer, Sotomayor, and Kagan voted in the majority, Justice Kennedy (the most senior Justice in the majority) assigned authorship duties to Justice Kagan (the author of the majority opinion). The tables below demonstrate how the five most senior Justices on the Court assigned majority opinions during OT14 when they had the chance. For unanimous cases we have showed only statistics for Chief Justice Roberts because he is always the most senior Justice in the majority for unanimous opinions.

Unanimous Cases

	Roberts		Scalia		Kennedy		Thomas		Ginsburg		Breyer		Alito		Sotomayor		Kagan	
Roberts* (23)	1	4%	2	9%	1	4%	6	26%	2	9%	2	9%	3	13%	3	13%	3	13%

Divided Cases

	Roberts		Scalia		Kennedy		Thomas		Ginsburg		Breyer		Alito		Sotomayor		Kagan	
Roberts (28)	6	21%	7	25%	1	4%	1	4%	4	14%	2	7%	5	18%	0	0%	2	7%
Scalia (2)			0	0%	0	0%	0	0%	0	0%	0	0%	0	0%	1	50%	1	50%
Kennedy (12)					4	33%	0	0%	1	8%	3	25%	0	0%	3	25%	1	8%
Thomas (1)							0	0%	0	0%	1	100%	0	0%	0	0%	0	0%
Ginsburg (0)									0	0%	0	0%	0	0%	0	0%	0	0%

* The only instance in which the Chief Justice would *not* be the most senior Justice in the majority of a unanimous decision is when he is recused. He was not recused in any unanimous decisions during OT14.

Majority Opinion Distribution by Senior Justice - OT10 through OT14

Like the tables on the previous page, the tables below show how each of the most senior Justices assigned majority opinion authorship duties when they were, in fact, the most senior Justice in the majority. Unlike the tables above, however, the information on this page covers OT10-OT14.

Unanimous Cases

	Roberts		Scalia		Kennedy		Thomas		Ginsburg		Breyer		Alito		Sotomayor		Kagan	
Roberts* (113)	11	10%	16	14%	6	5%	16	14%	18	16%	9	8%	10	9%	11	10%	16	14%

Divided Cases

	Roberts		Scalia		Kennedy		Thomas		Ginsburg		Breyer		Alito		Sotomayor		Kagan	
Roberts (124)	19	15%	15	12%	18	15%	13	10%	10	8%	12	10%	20	16%	8	6%	9	7%
Scalia (8)			3	38%	0	0%	0	0%	1	13%	0	0%	0	0%	3	38%	1	13%
Kennedy (28)					10	36%	0	0%	2	7%	8	29%	0	0%	5	18%	3	11%
Thomas (3)							1	33%	1	33%	1	33%	0	0%	0	0%	0	0%
Ginsburg (0)									0	0%	0	0%	0	0%	0	0%	0	0%

* Chief Justice Roberts was recused in two unanimous cases during the past four Terms. Justice Scalia assigned one of those opinions, *Microsoft v. i4i Limited Partnership*, to Justice Sotomayor and the other, *Credit Suisse (USA) v. Simmonds*, to himself.

Justice Agreement - All Cases

	Scalia		Kennedy		Thomas		Ginsburg		Breyer		Alito		Sotomayor		Kagan		Total
Roberts	53	72%	44	59%	34	46%	41	55%	44	61%	48	65%	42	57%	42	57%	74
	59	80%	49	66%	47	64%	49	66%	51	71%	52	70%	50	68%	47	64%	
	62	84%	52	70%	52	70%	51	69%	52	72%	60	81%	51	69%	48	65%	
	12	16%	22	30%	22	30%	23	31%	20	28%	14	19%	23	31%	26	35%	
Scalia			40	54%	42	57%	35	47%	37	51%	40	54%	33	45%	40	54%	74
			46	62%	53	72%	41	55%	42	58%	49	66%	40	54%	45	61%	
			52	70%	58	78%	43	58%	45	63%	58	78%	43	58%	48	65%	
			22	30%	16	22%	31	42%	27	38%	16	22%	31	42%	26	35%	
Kennedy					29	39%	48	65%	53	74%	41	55%	55	74%	53	72%	74
					41	55%	55	74%	56	78%	49	66%	60	81%	59	80%	
					48	65%	57	77%	57	79%	52	70%	61	82%	60	81%	
					26	35%	17	23%	15	21%	22	30%	13	18%	14	19%	
Thomas							25	34%	26	36%	39	53%	23	31%	25	34%	74
							34	46%	31	43%	53	72%	31	42%	33	45%	
							41	55%	37	51%	60	81%	37	50%	40	54%	
							33	45%	35	49%	14	19%	37	50%	34	46%	
Ginsburg									61	85%	29	39%	59	80%	61	82%	74
									67	93%	38	51%	65	88%	68	92%	
									68	94%	43	58%	68	92%	69	93%	
									4	6%	31	42%	6	8%	5	7%	
Breyer											32	44%	62	86%	61	85%	72
											41	57%	66	92%	68	94%	
											45	63%	68	94%	68	94%	
											27	38%	4	6%	4	6%	
Alito													31	42%	31	42%	74
													41	55%	39	53%	
													45	61%	42	57%	
													29	39%	32	43%	
Sotomayor															62	84%	74
															65	88%	
															67	91%	
															7	9%	
																Kagan	74

Key

Fully Agree

Agree in Full or Part

Agree in Full, Part, or Judgment Only

Disagree in Judgment

Justice Agreement - Non-Unanimous Cases

	Scalia		Kennedy		Thomas		Ginsburg		Breyer		Alito		Sotomayor		Kagan		Total
Roberts	27	61%	18	41%	9	20%	17	39%	19	45%	22	50%	19	43%	16	36%	44
	33	75%	20	45%	22	50%	22	50%	23	55%	23	52%	21	48%	19	43%	
	32	73%	22	50%	22	50%	21	48%	22	52%	30	68%	21	48%	18	41%	
	12	27%	22	50%	22	50%	23	52%	20	48%	14	32%	23	52%	26	59%	
Scalia			16	36%	16	36%	11	25%	14	33%	15	34%	12	27%	16	36%	44
			19	43%	27	61%	14	32%	16	38%	22	50%	13	30%	19	43%	
			22	50%	28	64%	13	30%	15	36%	28	64%	13	30%	18	41%	
			22	50%	16	36%	31	70%	27	64%	16	36%	31	70%	26	59%	
Kennedy					6	14%	24	55%	26	62%	15	34%	29	66%	28	64%	44
					15	34%	27	61%	27	64%	19	43%	30	68%	30	68%	
					18	41%	27	61%	27	64%	22	50%	31	70%	30	68%	
					26	59%	17	39%	15	36%	22	50%	13	30%	14	32%	
Thomas							4	9%	3	7%	15	34%	2	5%	3	7%	44
							9	20%	6	14%	27	61%	5	11%	8	18%	
							11	25%	7	17%	30	68%	7	16%	10	23%	
							33	75%	35	83%	14	32%	37	84%	34	77%	
Ginsburg									35	83%	6	14%	34	77%	36	82%	44
									38	90%	10	23%	37	84%	39	89%	
									38	90%	13	30%	38	86%	39	89%	
									4	10%	31	70%	6	14%	5	11%	
Breyer											8	19%	35	83%	35	83%	42
											12	29%	37	88%	38	90%	
											15	36%	38	90%	38	90%	
											27	64%	4	10%	4	10%	
Alito													8	18%	6	14%	44
													11	25%	10	23%	
													15	34%	12	27%	
													29	66%	32	73%	
Sotomayor															36	82%	44
															36	82%	
															37	84%	
															7	16%	
																Kagan	44

Key

Fully Agree

Agree in Full or Part

Agree in Full, Part, or Judgment Only

Disagree in Judgment

Justice Agreement - 5-4 Cases

		Scalia		Kennedy		Thomas		Ginsburg		Breyer		Alito		Sotomayor		Kagan		Total
Roberts	11	58%	5	26%	4	21%	2	11%	3	16%	13	68%	4	21%	1	5%	19	
	15	79%	6	32%	14	74%	4	21%	6	32%	13	68%	4	21%	2	11%		
	15	79%	7	37%	14	74%	3	16%	5	26%	18	95%	4	21%	1	5%		
	4	21%	12	63%	5	26%	16	84%	14	74%	1	5%	15	79%	18	95%		
Scalia			5	26%	9	47%	0	0%	0	0%	8	42%	0	0%	2	11%	19	
			7	37%	18	95%	2	11%	2	11%	12	63%	0	0%	4	21%		
			9	47%	18	95%	1	5%	1	5%	16	84%	0	0%	3	16%		
			10	53%	1	5%	18	95%	18	95%	3	16%	19	100%	16	84%		
Kennedy			1	5%	9	47%	9	47%	6	32%	10	53%	11	58%	19			
			6	32%	10	53%	10	53%	7	37%	10	53%	12	63%				
			8	42%	9	47%	9	47%	8	42%	10	53%	11	58%				
			11	58%	10	53%	10	53%	11	58%	9	47%	8	42%				
Thomas			1	5%	1	5%	3	16%	1	5%	2	11%	19					
			2	11%	3	16%	12	63%	1	5%	4	21%						
			2	11%	2	11%	15	79%	1	5%	4	21%						
			17	89%	17	89%	4	21%	18	95%	15	79%						
Ginsburg			16	84%	1	5%	15	79%	15	79%	19							
			17	89%	2	11%	17	89%	17	89%								
			17	89%	2	11%	18	95%	17	89%								
			2	11%	17	89%	1	5%	2	11%								
Breyer			2	11%	15	79%	13	68%	19									
			4	21%	17	89%	15	79%										
			4	21%	18	95%	15	79%										
			15	79%	1	5%	4	21%										
Alito			2	11%	0	0%	19											
			2	11%	1	5%												
			3	16%	0	0%												
			16	84%	19	100%												
Sotomayor			15	79%	19													
			15	79%														
			16	84%														
			3	16%														
Kagan																	19	

Key

Fully Agree

Agree in Full or Part

Agree in Full, Part, or Judgment Only

Disagree in Judgment

Key

Fully Agree

Agree in Full or Part

Agree in Full, Part, or Judgment Only

Disagree in Judgment

Justice Agreement - Highs and Lows

The following tables list the Justice pairs with the highest and lowest agreement rates based on our three metrics for Justice agreement - *i.e.*, all cases, non-unanimous cases, and 5-4 cases only - when Justices agree in full, part, or judgment only. Non-unanimous cases are those in which at least one Justice dissented; cases that produced only a majority opinion and one or more concurring opinions are not included in that measure.

	Highest Agreement			Lowest Agreement		
All Cases	1	Ginsburg - Breyer	94.4%	1	Thomas - Sotomayor	50.0%
	2	Breyer - Sotomayor	94.4%	2	Thomas - Breyer	51.4%
	3	Breyer - Kagan	94.4%	3	Thomas - Kagan	54.1%
	4	Ginsburg - Kagan	93.2%	4	Thomas - Ginsburg	55.4%
	5	Ginsburg - Sotomayor	91.9%	5	Alito - Kagan	56.8%
	6	Sotomayor - Kagan	90.5%	6	Scalia - Ginsburg	58.1%
	7	Roberts - Scalia	83.8%	7	Scalia - Sotomayor	58.1%
	8	Kennedy - Sotomayor	82.4%	8	Ginsburg - Alito	58.1%
	9	Roberts - Alito	81.1%	9	Alito - Sotomayor	60.8%
	10	Kennedy - Kagan	81.1%	10	Scalia - Breyer	62.5%
Divided Cases	1	Ginsburg - Breyer	90.5%	1	Thomas - Sotomayor	15.9%
	2	Breyer - Sotomayor	90.5%	2	Thomas - Breyer	16.7%
	3	Breyer - Kagan	90.5%	3	Thomas - Kagan	22.7%
	4	Ginsburg - Kagan	88.6%	4	Thomas - Ginsburg	25.0%
	5	Ginsburg - Sotomayor	86.4%	5	Alito - Kagan	27.3%
	6	Sotomayor - Kagan	84.1%	6	Scalia - Ginsburg	29.5%
	7	Roberts - Scalia	72.7%	7	Scalia - Sotomayor	29.5%
	8	Kennedy - Sotomayor	70.5%	8	Ginsburg - Alito	29.5%
	9	Roberts - Alito	68.2%	9	Alito - Sotomayor	34.1%
	10	Kennedy - Kagan	68.2%	10	Scalia - Breyer	35.7%
5-4 Cases	1	Roberts - Alito	94.7%	1	Scalia - Sotomayor	0.0%
	2	Scalia - Thomas	94.7%	2	Alito - Kagan	0.0%
	3	Ginsburg - Sotomayor	94.7%	3	Roberts - Kagan	5.3%
	4	Breyer - Sotomayor	94.7%	4	Scalia - Ginsburg	5.3%
	5	Ginsburg - Breyer	89.5%	5	Scalia - Breyer	5.3%
	6	Ginsburg - Kagan	89.5%	6	Thomas - Sotomayor	5.3%
	7	Scalia - Alito	84.2%	7	Thomas - Ginsburg	10.5%
	8	Sotomayor - Kagan	84.2%	8	Thomas - Breyer	10.5%
	9	Roberts - Scalia	78.9%	9	Ginsburg - Alito	10.5%
	10	Thomas - Alito	78.9%	10	Roberts - Ginsburg	15.8%

Time Between Cert. Grant And Oral Argument

The following charts address the number of days between when the Court grants certiorari (or otherwise decides that a case should be argued), and when it hears oral argument in a given case. The typical briefing schedule outlined in the Court's rules allows for 112 days between argument and opinion. The Court typically seeks to avoid compressing the briefing schedule.

Argued	Avg. Days
October	196d
November	189d
December	162d
January	162d
February	140d
March	115d
April	137d
Overall	158d

Average	158d
Median	160d

Shortest	<i>Obergefell</i>	95d
Longest	<i>Johnson</i>	364d

Averages

OT03	172d
OT04	167d
OT05	165d
OT06	131d
OT07	134d
OT08	167d
OT09	168d
OT10	153d
OT11	160d
OT12	141d
OT13	158d

	Rank		Days	Granted	Argued
Shortest	1	<i>Obergefell v. Hodges</i>	95d	Jan 16, 2015	Apr 21, 2015
	2	<i>Glossip v. Gross</i>	96d	Jan 23, 2015	Apr 29, 2015
	2	<i>McFadden v. United States</i>	96d	Jan 16, 2015	Apr 22, 2015
	4	<i>Kingsley v. Hendrickson</i>	102d	Jan 16, 2015	Apr 28, 2015
	5	<i>Reyes Mata v. Lynch</i>	103d	Jan 16, 2015	Apr 29, 2015
	5	<i>Horne v. Dept. of Agriculture</i>	103d	Jan 16, 2015	Apr 29, 2015
	7	<i>Walker v. Sons of Confed. Vets</i>	108d	Dec 5, 2014	Mar 23, 2015
	8	<i>Kimble v. Marvel</i>	109d	Dec 12, 2014	Mar 31, 2015
	9	<i>Harris v. Viegelahn</i>	110d	Dec 12, 2014	Apr 1, 2015
	9	<i>Bullard v. Blue Hills</i>	110d	Dec 12, 2014	Apr 1, 2015

	Rank		Days	Granted	Argued
Longest	1	<i>Johnson v. U.S.</i>	364d	Apr 21, 2014	Apr 20, 2015
	2	<i>Omnicare v. Laborers Pension Fund</i>	245d	Mar 3, 2014	Nov 3, 2014
	3	<i>Dental Examiners v. FTC</i>	225d	Mar 3, 2014	Oct 14, 2014
	4	<i>Integrity Staffing v. Busk</i>	219d	Mar 3, 2014	Oct 8, 2014
	4	<i>Warger v. Shauers</i>	219d	Mar 3, 2014	Oct 8, 2014
	6	<i>Holt v. Hobbs</i>	218d	Mar 3, 2014	Oct 7, 2014
	7	<i>Jennings v. Stephens</i>	205d	Mar 24, 2014	Oct 15, 2014
	8	<i>Teva v. Sandoz</i>	198d	Mar 31, 2014	Oct 15, 2014
	8	<i>Mellouli v. Lynch</i>	198d	Jun 30, 2014	Jan 14, 2015
	10	<i>Mach Mining v. EEOC</i>	197d	Jun 30, 2014	Jan 13, 2015

	Less than 100 days	100-124	125-149	150-174	175-199	200-224	225-249	More than 250
OT14	3	16	10	18	13	4	2	1

* In cases that are on appeal to the Supreme Court, rather than on petition for writ of certiorari, the Court will rule on a statement of jurisdiction rather than on a cert. petition. Our charts treat those cases identically to those decided on cert. petitions, and the "Grant Date" indicates when the Court noted probable jurisdiction or postponed the determination of jurisdiction.

Time Between Oral Argument and Opinion

The following charts address the time it takes for the Court to release opinions following oral argument. The Court has thus far released sixty-six signed opinions after argument during October Term 2014.

Argued	Avg.	Total	Remain
October	91d	9	-
November	120d	9	-
December	94d	12	-
January	118d	10	-
February	102d	11	-
March	67d	9	-
April	58d	7	-
Overall	95d	67	0

Average	95d
Median	91d

Shortest	<i>Bullard</i>	33d
Longest	<i>Zivotofsky</i>	217d

Averages

OT03	82d
OT04	91d
OT05	79d
OT06	96d
OT07	94d
OT08	94d
OT09	109d
OT10	106d
OT11	97d
OT12	95d
OT13	95d

	Rank			Author	Vote	Argued	Decided
Shortest	1	<i>Bullard v. Blue Hills</i>	33d	Roberts	9-0	Apr 1, 2015	May 4, 2015
	2	<i>Whitfield v. U.S.</i>	42d	Scalia	9-0	Dec 2, 2014	Jan 13, 2015
	3	<i>Gelboim v. BoA</i>	43d	Ginsburg	9-0	Dec 9, 2014	Jan 21, 2015
	4	<i>Reyes Mata v. Lynch</i>	47d	Kagan	8-1	Apr 29, 2015	Jun 15, 2015
	4	<i>Harris v. Viegelaahn</i>	47d	Ginsburg	9-0	Apr 1, 2015	May 18, 2015
	6	<i>Hana Finacial v. Hana Bank</i>	49d	Sotomayor	9-0	Dec 3, 2014	Jan 21, 2015
	7	<i>Horne v. Dept. of Agriculture</i>	54d	Roberts	5-4	Apr 29, 2015	Jun 22, 2015
	8	<i>Kingsley v. Hendrickson</i>	55d	Breyer	5-4	Apr 28, 2015	Jun 22, 2015
	9	<i>Commil v. Cisco</i>	56d	Kennedy	6-2	Mar 31, 2015	May 26, 2015
	9	<i>San Francisco v. Sheehan</i>	56d	Alito	6-2	Mar 23, 2015	May 18, 2015

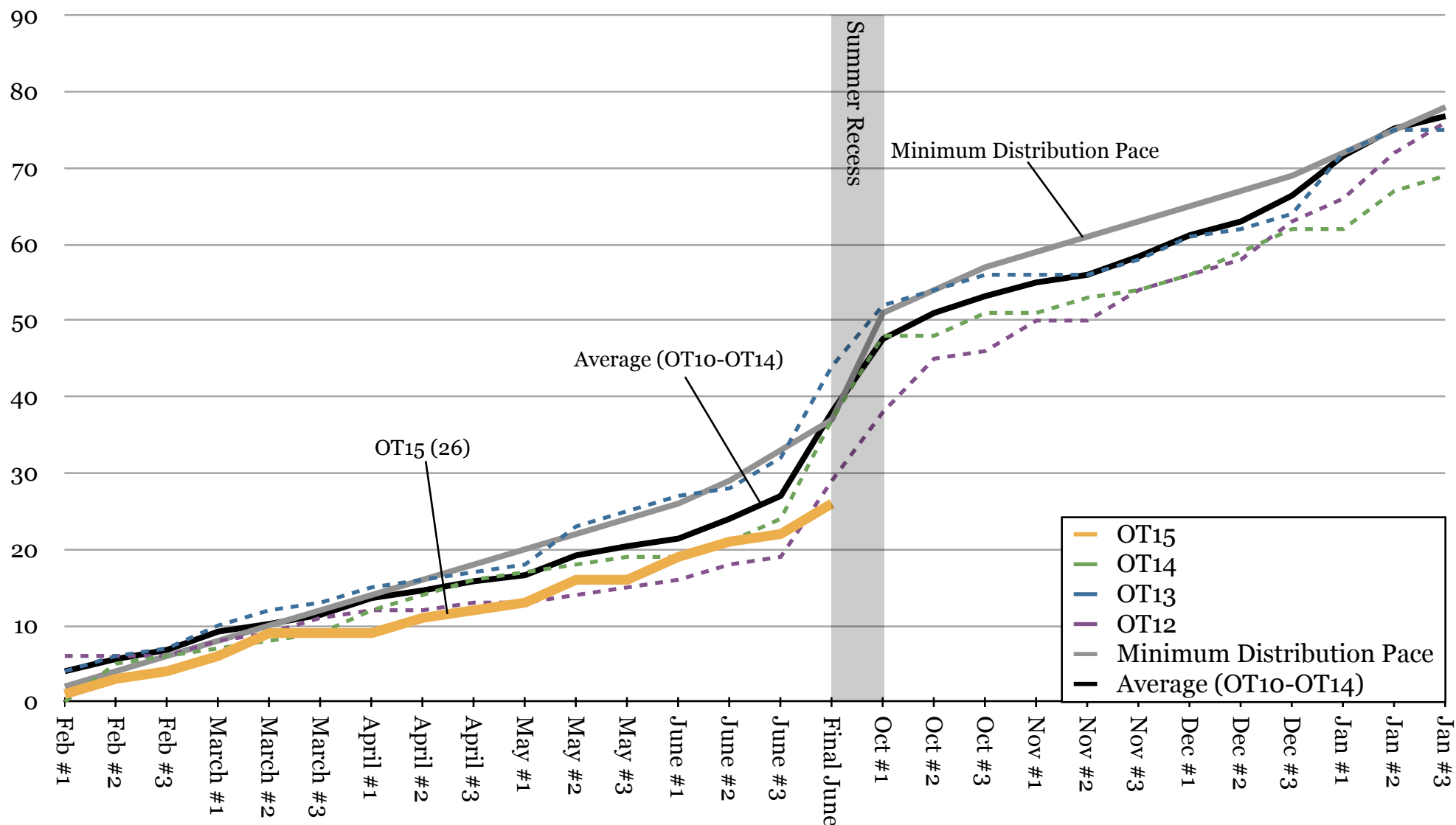
	Rank			Author	Vote	Argued	Decided
Longest	1	<i>Zivotofsky v. Kerry</i>	217d	Kennedy	6-3	Nov 3, 2014	Jun 8, 2015
	2	<i>Comptroller v. Wynne</i>	187d	Alito	5-4	Nov 12, 2014	May 18, 2015
	3	<i>Elonis v. U.S.</i>	182d	Roberts	8-1	Dec 1, 2014	Jun 1, 2015
	4	<i>Reed v. Gilbert</i>	157d	Thomas	9-0	Jan 12, 2015	Jun 18, 2015
	5	<i>TX Housing v. Inclusive Comm.</i>	155d	Kennedy	5-4	Jan 21, 2015	Jun 25, 2015
	6	<i>Omnicare v. Laborers Pension Fun</i>	141d	Kagan	9-0	Nov 3, 2014	Mar 24, 2015
	7	<i>Mellouli v. Lynch</i>	138d	Ginsburg	7-2	Jan 14, 2015	Jun 1, 2015
	8	<i>Dental Examiners v. FTC</i>	134d	Kennedy	6-3	Oct 14, 2014	Feb 25, 2015
	9	<i>AL Black Caucus v. Alabama</i>	133d	Breyer	5-4	Nov 12, 2014	Mar 25, 2015
	9	<i>U.S. v. Wong</i>	133d	Kagan	5-4	Dec 10, 2014	Apr 22, 2015

	Less than 30 days	30-59	60-89	90-119	120-149	150-179	180-209	210-239	More than 240
OT11	2	5	19	24	8	6	1	0	0
OT12	1	15	21	20	8	4	2	1	1
OT13	1	17	20	13	7	5	4	0	0
OT14	0	11	21	21	8	2	2	1	0

	9-0	8-1	7-2	6-3	5-4
OT14	82d	92d	90d	116d	100d

Pace of Grants

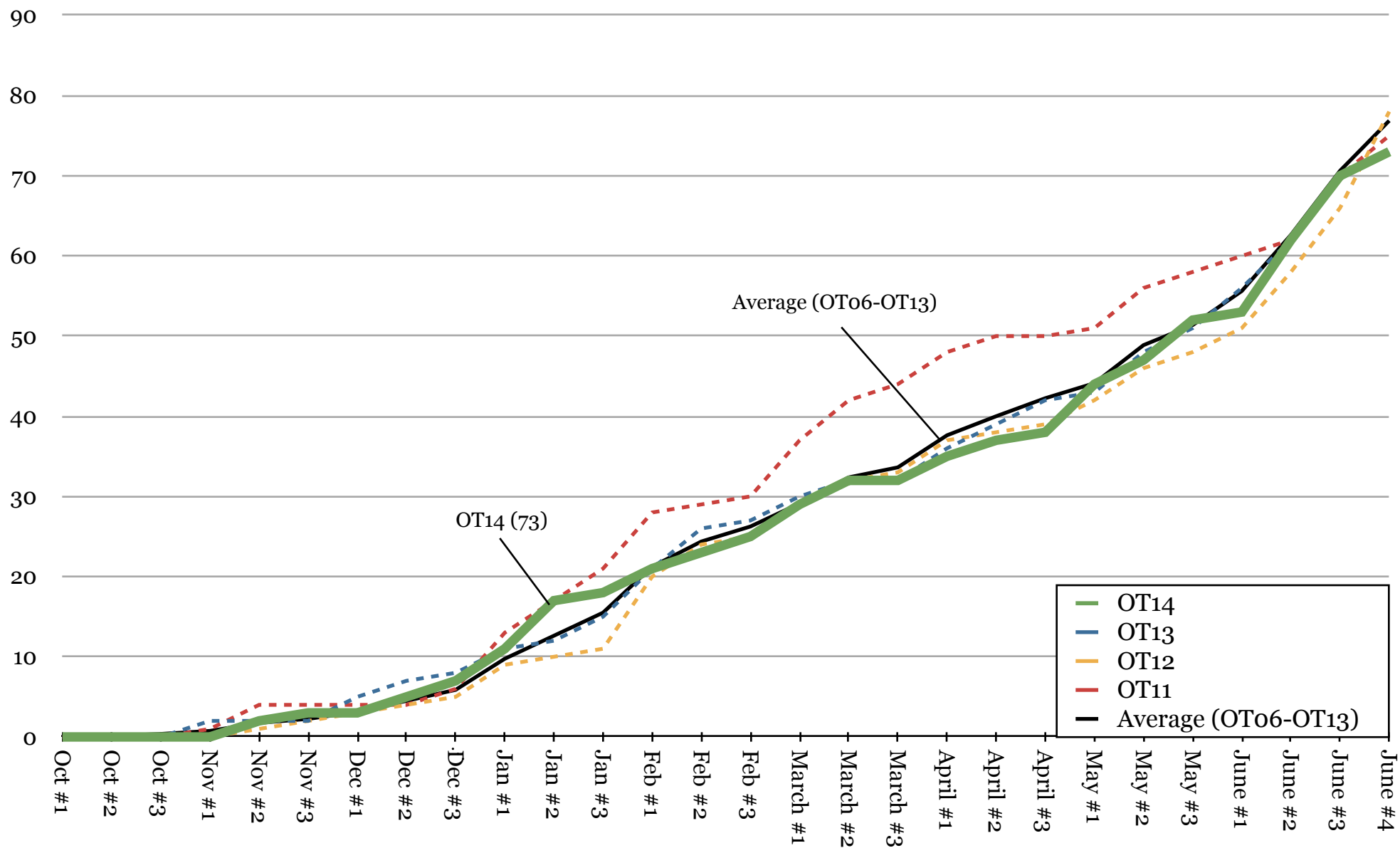
The following chart plots the pace at which the Court fills its merits docket for a given Term. Each date marker represents the conference within a given sitting. For instance, Feb #3 is the third February conference, which, during OT14, took place on March 9, 2015. Categorizing grants by their conference within a given sitting ensures more accurate cross-Term comparisons.



* The Minimum Distribution Pace presented in this chart reflects the number of petitions that must be granted to fill the Court's docket for oral argument while giving the litigants in each case a complete or near-complete briefing schedule. The pace also reflects the number of petitions raised at each conference and other factors affecting the certiorari process.

Pace of Opinions

The following chart plots the pace at which the Court releases merits opinions throughout the Term, beginning in October and ending in June. This chart includes both opinions released after full briefing and summary reversals. Here, as in the Pace of Grants chart, cases are categorized by their release within a given sitting, rather than by calendar month. For example, the opinion for Feb #3 of OT14 was actually released on March 9, 2015.



Grants Per Conference

	OT04	OT05	OT06	OT07	OT08	OT09	OT10	OT11	OT12	OT13	OT14	OT15	Average (OT04-OT14)		Range (OT04-OT14)	Calendar Weeks Covered	Grants Per Weeks Covered (OT04-OT14)
Feb #1	10	3	4	2	8	9	3	7	6	4	0	1	5.1	7.9	0 - 10	4	1.3
Feb #2	2	4	0	3	3	1	1	0	0	2	5	2	1.9		0 - 5	1	1.9
Feb #3	0	2	1	0	0	1	3	1	0	1	1	1	0.9		0 - 3	1	0.9
March #1	2	0	0	0	8	0	4	2	2	3	1	2	2.0	4.5	0 - 8	2	1.0
March #2	3	1	1	2	2	1	0	1	1	2	1	3	1.4		0 - 3	1	1.4
March #3	2	1	1	0	2	1	0	2	2	1	1	0	1.2		0 - 2	1	1.2
April #1	1	3	3	0	2	3	4	1	1	2	3	0	2.1	4.9	0 - 4	2	1.0
April #2	1	5	0	1	2	3	2	0	0	1	2	2	1.5		0 - 5	1	1.5
April #3	0	2	1	1	0	4	0	2	1	1	2	1	1.3		0 - 4	1	1.3
May #1	0	2	4	0	1	4	1	1	0	1	1	1	1.4	4.5	0 - 4	2	0.7
May #2	3	1	0	3	0	1	5	1	1	5	1	3	1.9		0 - 5	1	1.9
May #3	1	1	1	4	0	1	1	1	1	2	1	0	1.3		0 - 4	1	1.3
June #1	1	1	4	1	0	2	0	2	1	2	0	3	1.3	15.2	0 - 4	1	1.3
June #2	3	1	1	3	3	4	4	4	2	1	2	2	2.5		1 - 4	1	2.5
June #3	2	2	2	1	3	3	3	4	1	4	3	1	2.5		1 - 4	1	2.5
Final June	9	7	5	5	9	7	7	13	10	12	13	4	8.8		5 - 13	1	8.8
Oct #1	8	11	9	17	10	11	13	7	9	8	12		10.5	15.5	7 - 17	13	0.8
Oct #2	7	3	2	0	1	5	7	2	7	2	0		3.3		0 - 7	2	1.6
Oct #3	1	1	1	2	1	2	1	4	1	2	3		1.7		1 - 4	1	1.7
Nov #1	2	4	4	2	2	3	5	1	4	1	0		2.5	6.1	0 - 5	2	1.3
Nov #2	0	3	2	1	1	0	0	5	1	0	4		1.5		0 - 5	1	1.5
Nov #3	0	2	0	1	5	1	2	3	4	2	2		2.0		0 - 5	1	2.0
Dec #1	1	3	0	3	2	3	3	4	3	4	2		2.5	8.2	0 - 4	1	2.5
Dec #2	1	2	3	3	2	2	2	1	2	1	3		2.0		1 - 3	2	1.0
Dec #3	4	2	5	6	2	3	3	5	5	2	3		3.6		2 - 6	1	3.6
Jan #1	9	6	7	6	4	1	5	1	3	8	0		4.5	9.2	0 - 9	4	1.1
Jan #2	2	1	4	4	6	5	0	0	6	3	6		3.4		0 - 6	1	3.4
Jan #3	0	1	7	2	0	0	0	1	2	0	1		1.3		0 - 7	1	1.3
Total	75	75	72	73	79	81	79	76	76	77	73	26	76.3	76.0	72 - 81	52	

Opinions Per Week

	OT06	OT07	OT08	OT09	OT10	OT11	OT12	OT13	OT14	Average (OT06-OT13)		Range (OT06-OT13)
Oct #1	0	0	0	0	0	0	0	0	0	0.0	0.4	0 - 0
Oct #2	0	0	1	0	0	0	0	0	0	0.1		0 - 1
Oct #3	1	0	0	1	0	0	0	0	0	0.3		0 - 1
Nov #1	0	0	0	0	0	1	0	2	0	0.4	1.9	0 - 2
Nov #2	0	1	1	1	1	3	1	0	2	1.0		0 - 3
Nov #3	1	0	0	1	1	0	1	0	1	0.5		0 - 1
Dec #1	0	0	1	1	1	0	1	3	0	0.9	3.6	0 - 3
Dec #2	1	2	0	5	0	0	1	2	2	1.4		0 - 5
Dec #3	2	3	1	0	1	2	1	1	2	1.4		0 - 3
Jan #1	4	3	4	4	2	7	4	3	4	3.9	9.6	2 - 7
Jan #2	1	3	5	5	3	4	1	1	6	2.9		1 - 5
Jan #3	3	1	6	1	4	4	1	3	1	2.9		1 - 6
Feb #1	5	5	5	5	4	7	9	6	3	5.8	10.8	4 - 9
Feb #2	1	2	3	3	6	1	4	5	2	3.1		1 - 6
Feb #3	2	1	4	2	3	1	1	1	2	1.9		1 - 4
March #1	1	2	2	1	3	7	4	3	4	2.9	7.4	1 - 7
March #2	2	2	5	5	2	5	3	2	3	3.3		2 - 5
March #3	2	1	2	0	2	2	1	0	0	1.3		0 - 2
April #1	5	5	4	4	2	4	4	4	3	4.0	8.6	2 - 5
April #2	3	1	4	3	2	2	1	3	2	2.4		1 - 4
April #3	5	1	4	2	2	0	1	3	1	2.3		0 - 5
May #1	1	1	2	3	3	1	3	1	6	1.9	9.1	1 - 3
May #2	5	4	3	6	6	5	4	5	3	4.8		3 - 6
May #3	1	3	2	5	2	2	2	3	5	2.5		1 - 5
June #1	4	3	5	4	8	2	3	5	1	4.3	25.5	2 - 8
June #2	8	9	6	9	9	2	7	6	9	7.0		2 - 9
June #3	6	7	7	10	10	8	8	8	8	8.0		6 - 10
June #4	8	10	2	5	5	5	12	3	3	6.3		2 - 12
Total	72	70	79	86	82	75	78	73	73	76.9	76.9	70 - 86

Oral Argument - Justices

For our purposes, the number of “questions” per argument is simply the number of times a given Justice’s name appears in the argument transcript in capital letters. To account for the Chief Justice’s administrative comments – such as his call for an advocate to begin – his tally for each case has been uniformly reduced by three “questions.”

**Average Number of Questions
Per Argument**

	Average
Scalia	22.0
Sotomayor	19.0
Breyer	17.5
Roberts	13.8
Kagan	12.7
Ginsburg	11.1
Kennedy	10.1
Alito	9.4
Thomas	0.0

**Frequency as the Top Questioner
or as a Top 3 Questioner**

	Freq. Top 1	Freq. Top 3
Scalia	43%	62%
Sotomayor	26%	51%
Breyer	23%	42%
Ginsburg	4%	18%
Kagan	4%	13%
Roberts	3%	10%
Kennedy	3%	6%
Alito	1%	12%
Thomas	0%	0%

Most Active Arguments

	Argument	Number of Questions (% of all Questions)
Roberts	Michigan v. EPA	36 (18%)
Scalia	Michigan v. EPA	51 (25%)
Kennedy	Los Angeles v. Patel	32 (16%)
Thomas	N/A	N/A
Ginsburg	Gelboim v. BoA	34 (17%)
Breyer	Bullard v. Blue Hills	41 (20%)
Alito	Obergefell v. Hodges	42 (21%)
Sotomayor	Obergefell v. Hodges	58 (29%)
Kagan	Obergefell v. Hodges	41 (20%)

Frequency as the First Questioner

	Frequency	
Ginsburg	20 /68	29%
Sotomayor	14 /68	21%
Scalia	12 /68	18%
Kennedy	11 /68	16%
Roberts	5 /68	7%
Kagan	4 /68	6%
Alito	2 /68	3%
Thomas	0 /68	0%
Breyer	0 /66	0%

Oral Argument - Advocates

Overview

	OT10	OT11	OT12	OT13	OT14
Number of different advocates	143	118	120	121	112
Number of total appearances	196	182	193	185	178

Appearances by Advocates Who...	OT10	OT11	OT12	OT13	OT14
...Are from the Office of the Solicitor General	57 (29%)	58 (32%)	64 (33%)	61 (33%)	56 (31%)
...Have experience in the Office of the Solicitor General	<i>Not Available</i>	<i>Not Available</i>	<i>Not Available</i>	85 (47%)	78 (46%)
...Have argued at least twice during the Term	81 (41%)	98 (54%)	104 (54%)	96 (52%)	104 (58%)
...Are “expert” Supreme Court litigators*	<i>Not Available</i>	<i>Not Available</i>	137 (71%)	131 (71%)	116 (66%)
...Are based in Washington, D.C.**	106 (54%)	122 (67%)	125 (65%)	119 (64%)	101 (57%)
...Are female	33 (17%)	27 (15%)	33 (17%)	28 (15%)	34 (19%)
...Are female and not from the Office of the Solicitor General***	19 (14%)	14 (11%)	17 (13%)	11 (9%)	17 (14%)

Most Popular Advocate Origins

State	Total
Washington, D.C.	101
Texas	12
California	10
Maryland	6
New York	5

Most Popular Supreme Court Clerkships

Clerkship	Appearances	Advocates
Antonin Scalia	18	8
William Brennan	15	6
Stephen Breyer	9	5
Ruth Bader Ginsburg	7	5
John Paul Stevens	7	2

Most Popular Law Schools

Law School	Appearances	Advocates
Harvard	36	21
Yale	27	15
Texas	10	8
Chicago	11	7
NYU	8	6

* We adopt Richard Lazarus’s definition of an “expert” Supreme Court litigator: one who has argued five or more times before the Supreme Court or works in an office where lawyers have collectively argued more than ten times. See Richard J. Lazarus, *Advocacy Matters Before and Within the Supreme Court: Transforming the Court by Transforming the Bar*, 97 GEO. L.J. 1487, 1490 n.17 (2008).

** An advocate’s “origin” is simply the state of origin listed for an advocate on the Court’s monthly hearing lists. If attorneys from the Office of the Solicitor General are omitted, lawyers based in Washington, D.C., have appeared forty-five times during OT14.

*** The percentage figures for this category omit all advocates from the Office of the Solicitor General. As such, they demonstrate the percentage of female advocates from positions other than those within the Office of the Solicitor General as a percentage of all men or women arguing from positions other than those within the Office of the Solicitor General.

Advocates Who Have Appeared More than Once During OT14


















































































Rank	Name*	Appearances		Position	Law School	Supreme Court Clerkship	U.S. Solicitor General Experience**
		OT14	All-Time				
1	Donald B. Verrilli, Jr.	7	43	Solicitor General	Columbia	William Brennan	Yes
2	Edwin S. Kneeder	4	129	Deputy Solicitor General	Virginia	None	Yes
	Michael R. Dreeben	4	97	Deputy Solicitor General	Duke	None	Yes
	Seth P. Waxman	4	73	WilmerHale LLP	Yale	None	Yes
	Thomas C. Goldstein	4	35	Goldstein & Russell PC	American	None	No
	Jeffrey L. Fisher	4	27	Stanford Supreme Court Clinic	Michigan	John Paul Stevens	No
7	Paul D. Clement	3	77	Bancroft PLLC	Harvard	Antonin Scalia	Yes
	Malcolm L. Stewart	3	70	Deputy Solicitor General	Yale	William Brennan	Yes
	Kannon K. Shanmugam	3	17	Williams & Connolly LLP	Harvard	Antonin Scalia	Yes
	Neal K. Katyal	3	24	Hogan Lovells LLP	Yale	Stephen Breyer	Yes
	Nicole A. Saharsky	3	23	Assistant to the Solicitor General	Minnesota	None	Yes
	Curtis E. Gannon	3	20	Assistant to the Solicitor General	Chicago	Antonin Scalia	Yes
	Anthony A. Yang	3	20	Assistant to the Solicitor General	Yale	None	Yes
	Ginger D. Anders	3	15	Assistant to the Solicitor General	Columbia	Ruth Bader Ginsburg	Yes
	Ian H. Gershengorn	3	8	Principal Deputy Solicitor General	Harvard	John Paul Stevens	Yes
	Sarah E. Harrington	3	14	Assistant to the Solicitor General	Harvard	None	Yes
	John F. Bash	3	6	Assistant to the Solicitor General	Harvard	Antonin Scalia	Yes
	Eric J. Feigin	3	12	Assistant to the Solicitor General	Stanford	Stephen Breyer	Yes
	Katherine M. Menendez	3	3	Assistant Federal Defender	NYU	None	No
	Ann O'Connell	3	11	Assistant to the Solicitor General	George Washington	John Roberts	Yes
21	Carter G. Phillips	2	80	Sidley Austin LLP	Northwestern	Warren Burger	Yes
	David C. Frederick	2	44	Kellogg Huber PLLC	Texas	Byron White	Yes
	Douglas Hallward-Driemeier	2	16	Ropes & Gray LLP	Harvard	None	Yes
	Eric Schnapper	2	21	University of Washington	Yale	None	No
	William M. Jay	2	13	Goodwin Procter LLP	Harvard	Antonin Scalia	Yes
	John P. Elwood	2	9	Vinson & Elkins LLP	Yale	Anthony Kennedy	Yes
	E. Joshua Rosenkranz	2	10	Orrick, Herrington & Sutcliffe LLP	Georgetown	William Brennan	No
	Stephen R. McAllister	2	6	Solicitor General of Kansas	Kansas	Clarence Thomas	No
	Elaine J. Goldenberg	2	6	Assistant to the Solicitor General	Harvard	None	Yes
	Andrew L. Brasher	2	2	Solicitor General of Alabama	Harvard	None	No
	Brian H. Fletcher	2	3	Assistant to the Solicitor General	Harvard	Ruth Bader Ginsburg	Yes
	Jonathan D. Hacker	2	4	O'Melveny & Myers LLP	Michigan	None	No
	Allyson N. Ho	2	2	Morgan, Lewis & Bockius LLP	Chicago	Sandra Day O'Connor	No
	Scott A. Keller	2	2	Solicitor General of Texas	Texas	Anthony Kennedy	No
	Rachel P. Kovner	2	3	Assistant to the Solicitor General	Stanford	Antonin Scalia	Yes
	Aaron D. Lindstrom	2	2	Solicitor General of Michigan	Chicago	None	No
	Roman Martinez	2	3	Assistant to the Solicitor General	Yale	John Roberts	Yes
	Total: 37	103					

* Yellow indicates that an advocate currently works in the Office of the Solicitor General. Blue indicates that an advocate has prior experience in the Office of the Solicitor General.

** For the purposes of this category, we do not consider whether an advocate served as a Bristow Fellow.


















































































Voting Alignment - All Cases

Cases are sorted by date of decision. Dissenting Justices are shaded in gray and the author of the majority opinion is highlighted in red.

Case Name	Decided	Vote	Author	Sotomayor	Ginsburg	Kagan	Breyer	Kennedy	Roberts	Alito	Scalia	Thomas
Johnson v. City of Shelby	November 10, 2014	9-0	<i>Per Curiam</i>									
Carroll v. Carman	November 10, 2014	9-0	<i>Per Curiam</i>									
Glebe v. Frost	November 17, 2014	9-0	<i>Per Curiam</i>									
Integrity Staffing Solutions v. Busk	December 9, 2014	9-0	Thomas									
Warger v. Shauers	December 9, 2014	9-0	Sotomayor									
Heien v. North Carolina	December 15, 2014	8-1	Roberts									
Dart Cherokee Basin v. Owens	December 15, 2014	5-4	Ginsburg									
Jesinoski v. Countrywide Home Loans	January 13, 2015	9-0	Scalia									
Whitfield v. United States	January 13, 2015	9-0	Scalia									


















































































Voting Alignment - All Cases

(continued)

Case Name	Decided	Vote	Author	Sotomayor	Ginsburg	Kagan	Breyer	Kennedy	Roberts	Alito	Scalia	Thomas
Jennings v. Stephens	January 14, 2015	6-3	Scalia									
T-Mobile South v. Roswell	January 14, 2015	6-3	Sotomayor									
Teva Pharmaceuticals USA Inc. v. Sandoz Inc.	January 20, 2015	7-2	Breyer									
Holt v. Hobbs	January 20, 2015	9-0	Alito									
Christeson v. Roper	January 20, 2015	7-2	<i>Per Curiam</i>									
Department of Homeland Security v. MacLean	January 21, 2015	7-2	Roberts									
Gelboim v. Bank of America Corporation	January 21, 2015	9-0	Ginsburg									
Hana Financial, Inc. v. Hana Bank	January 21, 2015	9-0	Sotomayor									
M&G Polymers USA v. Tackett	January 26, 2015	9-0	Thomas									


















































































Voting Alignment - All Cases

(continued)

Case Name	Decided	Vote	Author	Sotomayor	Ginsburg	Kagan	Breyer	Kennedy	Roberts	Alito	Scalia	Thomas
M&G Polymers USA v. Tackett	January 26, 2015	9-0	Thomas									
North Carolina Board of Dental Examiners v. Federal Trade Commission	February 25, 2015	6-3	Kennedy									
Yates v. United States	February 25, 2015	5-4	Ginsburg									
Direct Marketing Association v. Brohl	March 3, 2015	9-0	Thomas									
Alabama Department of Revenue v. CSX Transportation	March 4, 2015	7-2	Scalia									
Department of Transportation v. Association of American Railroads	March 9, 2015	9-0	Kennedy									
Perez v. Mortgage Bankers Association	March 9, 2015	9-0	Sotomayor									
B&B Hardware v. Hargins Industries	March 24, 2015	7-2	Alito									
Omnicare v. Laborers District Counsel Construction Industry Pension Fund	March 24, 2015	9-0	Kagan									
















































































Voting Alignment - All Cases

(continued)

Case Name	Decided	Vote	Author	Sotomayor	Ginsburg	Kagan	Breyer	Kennedy	Roberts	Alito	Scalia	Thomas
Young v. United Parcel Service	March 25, 2015	6-3	Breyer									
Alabama Legislative Black Caucus v. Alabama	March 25, 2015	5-4	Breyer									
Grady v. North Carolina	March 30, 2015	9-0	<i>Per Curiam</i>									
Woods v. Donald	March 30, 2015	9-0	<i>Per Curiam</i>									
Armstrong v. Exceptional Child Center	March 31, 2015	5-4	Scalia									
Rodriguez v. United States	April 21, 2015	6-3	Ginsburg									
Oneok v. Learjet	April 21, 2015	7-2	Breyer									
United States v. Wong	April 22, 2015	5-4	Kagan									
Williams-Yulee v. Florida Bar	April 29, 2015	5-4	Roberts									


















































































Voting Alignment - All Cases

(continued)

Case Name	Decided	Vote	Author	Sotomayor	Ginsburg	Kagan	Breyer	Kennedy	Roberts	Alito	Scalia	Thomas
Mach Mining LLC v. Equal Employment Opportunity Commission	April 29, 2015	9-0	Kagan									
Bullard v. Blue Hills Bank	May 4, 2015	9-0	Roberts									
Harris v. Viegelaahn	May 18, 2015	9-0	Ginsburg									
Tibble v. Edison International	May 18, 2015	9-0	Breyer									
Coleman v. Tollefson	May 18, 2015	9-0	Breyer									
Comptroller of Maryland v. Wynne	May 18, 2015	5-4	Alito									
San Francisco v. Sheehan	May 18, 2015	6-2	Alito				<i>Recused</i>					
Henderson v. United States	May 18, 2015	9-0	Kagan									
Commil USA v. Cisco Systems	May 26, 2015	6-2	Kennedy				<i>Recused</i>					


















































































Voting Alignment - All Cases

(continued)

Case Name	Decided	Vote	Author	Sotomayor	Ginsburg	Kagan	Breyer	Kennedy	Roberts	Alito	Scalia	Thomas
Kellogg Brown & Root v. United States ex rel. Carter	May 26, 2015	9-0	Alito									
Wellness International Network v. Sharif	May 26, 2015	6-3	Sotomayor									
Elonis v. United States	June 1, 2015	8-1	Roberts									
EEOC v. Abercrombie & Fitch Stores	June 1, 2015	8-1	Scalia									
Bank of America v. Caulkett	June 1, 2015	9-0	Thomas									
Mellouli v. Lynch	June 1, 2015	7-2	Ginsburg									
Taylor v. Barks	June 1, 2015	9-0	<i>Per Curiam</i>									
Zivotofsky v. Kerry	June 8, 2015	6-3	Kennedy									
Kerry v. Din	June 15, 2015	5-4	Scalia									


















































































Voting Alignment - All Cases

(continued)

Case Name	Decided	Vote	Author	Sotomayor	Ginsburg	Kagan	Breyer	Kennedy	Roberts	Alito	Scalia	Thomas
Baker Botts LLP v. ASARCO	June 15, 2015	6-3	Thomas									
Reyes Mata v. Lynch	June 15, 2015	8-1	Kagan									
Reed v. Town of Gilbert	June 18, 2015	9-0	Thomas									
McFadden v. United States	June 18, 2015	9-0	Thomas									
Walker v. Texas Division, Sons of Confederate Veterans, Inc.	June 18, 2015	5-4	Breyer									
Ohio v. Clark	June 18, 2015	9-0	Alito									
Davis v. Ayala	June 18, 2015	5-4	Alito									
Brumfield v. Cain	June 18, 2015	5-4	Sotomayor									
Horne v. Department of Agriculture	June 22, 2015	5-4	Roberts									

Voting Alignment - All Cases

(continued)


















































































Case Name	Decided	Vote	Author	Sotomayor	Ginsburg	Kagan	Breyer	Kennedy	Roberts	Alito	Scalia	Thomas
Kingsley v. Hendrickson	June 22, 2015	5-4	Breyer									
Los Angeles v. Patel	June 22, 2015	5-4	Sotomayor									
Kimble v. Marvel Enterprises, Inc.	June 22, 2015	6-3	Kagan									
King v. Burwell	June 25, 2015	6-3	Roberts									
Texas Department of Housing & Commerce Affairs v. Inclusive Communities Project	June 25, 2015	5-4	Kennedy									
Johnson v. United States	June 26, 2015	8-1	Scalia									
Obergefell v. Hodges	June 26, 2015	5-4	Kennedy									
Michigan v. Environmental Protection Agency	June 29, 2015	5-4	Scalia									
Arizona State Legislature v. Arizona Independent Redistricting	June 29, 2015	5-4	Ginsburg									

Voting Alignment - All Cases
(continued)

Case Name	Decided	Vote	Author	Sotomayor	Ginsburg	Kagan	Breyer	Kennedy	Roberts	Alito	Scalia	Thomas
Glossip v. Gross	June 29, 2015	5-4	Alito									


















































































Voting Alignment - 5-4 Cases

Cases are sorted by date of decision. Dissenting Justices are shaded in gray and the author of the majority opinion is highlighted in red.

Case Name	Decided	Vote	Author	Sotomayor	Ginsburg	Kagan	Breyer	Kennedy	Roberts	Alito	Scalia	Thomas
Dart Cherokee Basin v. Owens	December 15, 2014	5-4	Ginsburg									
Yates v. United States	February 25, 2015	5-4	Ginsburg									
Alabama Legislative Black Caucus v. Alabama	March 25, 2015	5-4	Breyer									
Armstrong v. Exceptional Child Center	March 31, 2015	5-4	Scalia									
United States v. Wong	April 22, 2015	5-4	Kagan									
Williams-Yulee v. Florida Bar	April 29, 2015	5-4	Roberts									
Comptroller of Maryland v. Wynne	May 18, 2015	5-4	Alito									
Kerry v. Din	June 15, 2015	5-4	Scalia									
Walker v. Texas Division, Sons of Confederate Veterans, Inc.	June 18, 2015	5-4	Breyer									

Voting Alignment - 5-4 Cases

(continued)

Case Name	Decided	Vote	Author	Sotomayor	Ginsburg	Kagan	Breyer	Kennedy	Roberts	Alito	Scalia	Thomas
Davis v. Ayala	June 18, 2015	5-4	Alito									
Brumfield v. Cain	June 18, 2015	5-4	Sotomayor									
Horne v. Department of Agriculture	June 22, 2015	5-4	Roberts									
Kingsley v. Hendrickson	June 22, 2015	5-4	Breyer									
Los Angeles v. Patel	June 22, 2015	5-4	Sotomayor									
Texas Department of Housing & Commerce Affairs v. Inclusive Communities Project	June 25, 2015	5-4	Kennedy									
Obergefell v. Hodges	June 26, 2015	5-4	Kennedy									
Michigan v. Environmental Protection Agency	June 29, 2015	5-4	Scalia									
Arizona State Legislature v. Arizona Independent Redistricting	June 29, 2015	5-4	Ginsburg									

Voting Alignment - 5-4 Cases
(continued)

Case Name	Decided	Vote	Author	Sotomayor	Ginsburg	Kagan	Breyer	Kennedy	Roberts	Alito	Scalia	Thomas
Glossip v. Gross	June 29, 2015	5-4	Alito									