

Stat Pack for October Term 2013

Index

Opinions by Sitting	2
Circuit Scorecard	3-4
Merits Cases by Vote Split	5
Make-Up of the Merits Docket	6
Term Index	7
Total Opinion Authorship	8-9
Frequency in the Majority	10
Justice Agreement - All Cases	11
Justice Agreement - Non-Unanimous Cases	12
Time Between Cert. Grant and Oral Argument	13
Time Between Oral Argument and Opinion	14
Pace of Grants	15
Pace of Opinions	16
Grants Per Conference	17
Opinions Per Week	18
Oral Argument - Advocates	19-20

Summary of the Term

Total Merits Opinions Released	27
+ Signed opinions after oral argument	24
+ Summary reversals	3
Total Merits Opinions Expected	71
+ Petitions granted and set for argument	75
+ Summary reversals	3
- Cases dismissed before oral argument	-5
- Cases dismissed after oral argument	-2
Cases Set for Argument During OT14	6

* You can find past Stat Packs here: <http://www.scotusblog.com/reference/stat-pack/>. A few matters regarding our methodology are worth mentioning at the outset. First, SCOTUSblog treats consolidated cases as a single case, as determined by the case with the lowest docket number (prior to the release of an opinion) or the case that is captioned with an opinion. To the extent that two cases are argued separately but later decided with only one opinion, we will remove one of the cases from this Stat Pack, except to include it in the Pace of Grants chart to maintain cross-conference comparisons. The most unusual way we manage these later-consolidated cases is to merge the oral argument data for the two cases. We combine the questions asked by each Justice in the separate oral argument proceedings into one “consolidated” session. Second, this Stat Pack frequently uses the term “merits opinions,” “merits docket,” or “merits cases.” Those three terms are used interchangeably, and signify the set of cases decided “on the merits.” Those cases include signed opinions after oral argument (the bulk of all merits cases), most per curiam opinions released after oral arguments, summary reversals (cases decided with per curiam opinions after the certiorari stage), and cases decided by an equally divided (4-4) Court. Cases that are dismissed as improvidently granted are not included in our tally of merits cases.

Suggested Citation: Kedar S. Bhatia, *Stat Pack for October Term 2013*, SCOTUSBLOG (Mar. 17, 2013), http://sblog.s3.amazonaws.com/wp-content/uploads/2014/03/SCOTUSblog_StatPack_Mar_17_2014.pdf.

Opinions by Sitting

Roberts	-	-	1	1	-	-	-	JGR	2							
Scalia	1	2	-	1	-	-	-	AS	4							
Kennedy	-	-	1	-	-	-	-	AMK	1							
Thomas	1	1	1	-	-	-	-	CT	3							
Ginsburg	1	2	-	-	-	-	-	RBG	3							
Breyer	1	1	1	-	-	-	-	SGB	3							
Alito	2	1	-	-	-	-	-	SAA	3							
Sotomayor	1	1	1	-	-	-	-	SMS	3							
Kagan	1	1	-	-	-	-	-	EK	2							
	October	November	December	January	February	March	April	Total	26							
	Decided: 9 Remain: 2		Decided: 10 Remain: 2		Decided: 5 Remain: 6		Decided: 2 Remain: 10		Decided: 0 Remain: 7		Decided: 0 Remain: 6		Decided: 0 Remain: 11		Args	75
	Troice	SGB	Sandifer	AS	BG Group	SGB	Law	AS	Utility Air		Clark		POM			
	Madigan		Walden	CT	Bay Mills		Noel Canning		Robers		Hobby Lobby		Argentina			
	McCutcheon		Bond		Northwest		Exec. Benefits		Highmark		Wood		Susan B. Anthony			
	Burt	SAA	Sprint	RBG	Lexmark Int'l		Brandt	JGR	Octane		Alice Corp.		ABC			
	Woods	AS	Medtronic	SGB	Apel	JGR	Quality Stores		Hall		Loughrin		Clarke			
	Atlantic Marine	SAA	Town of Greece		Air Wisconsin	SMS	Castleman		Plumhoff		Fifth Third		CTS			
	Schuette		AU Optronics	SMS	Ray Haluch	AMK	McCullen		Halliburton				Nautilus			
	Heimeshoff	CT	Burrage	AS	Mayorkas		Harris						Franks			
	Daimler AG	RBG	Lawson	RBG	EME Homer		Petrella						Riley			
	Cheever	SMS	Rosemond	EK	Lozano	CT	Navarette						Wurie			
	Kaley	EK	Fernandez	SAA	Woodall		Abramski						Limelight			
			Unite Here				Paroline									

Circuit Scorecard

October Term 2013

	Number	Percent	Decided	Aff'd	Rev'd	Aff'd %	Rev'd %
CA1	4	6%	2	0	2	0%	100%
CA2	5	7%	2	2	0	100%	0%
CA3	1	1%					
CA4	2	3%					
CA5	6	8%	4	1	3	25%	75%
CA6	11	15%	2	0	2	0%	100%
CA7	4	6%	1	1	0	100%	0%
CA8	2	3%	2	0	2	0%	100%
CA9	11	15%	5	0	5	0%	100%
CA10	4	6%	2	0	2	0%	100%
CA11	3	4%	1	1	0	100%	0%
CA DC	4	6%	1	0	1	0%	100%
CA Fed	6	8%	1	0	1	0%	100%
State	7	10%	4	1	3	25%	75%
Dist. Court	1	1%					
Original	-	-		N/A	N/A	N/A	N/A
	71	100%	27	6	21	22%	78%

October Term 2014

	Number	Percent
CA1	-	-
CA2	1	17%
CA3	-	-
CA4	1	17%
CA5	-	-
CA6	1	17%
CA7	-	-
CA8	2	33%
CA9	1	17%
CA10	-	-
CA11	-	-
CA DC	-	-
CA Fed	-	-
State	-	-
Dist. Court	-	-
Original	-	-
	6	100%

Circuit Scorecard

This chart features affirmance and reversal rates for each circuit and each Justice. The first number is the number of times a particular Justice voted to affirm a decision of the court below and the second number is the number of times that Justice voted to vacate or reverse the decision below.

	Roberts	Scalia	Kennedy	Thomas	Ginsburg	Breyer	Alito	Sotomayor	Kagan	Total Votes	Overall Decisions
CA1	0 - 2	0 - 2	1 - 1	0 - 2	0 - 2	0 - 2	1 - 1	1 - 1	0 - 2	3 - 15	0 - 2
CA2	2 - 0	2 - 0	2 - 0	2 - 0	2 - 0	2 - 0	2 - 0	2 - 0	2 - 0	18 - 0	2 - 0
CA3	0 - 0	0 - 0	0 - 0	0 - 0	0 - 0	0 - 0	0 - 0	0 - 0	0 - 0	0 - 0	0 - 0
CA4	0 - 0	0 - 0	0 - 0	0 - 0	0 - 0	0 - 0	0 - 0	0 - 0	0 - 0	0 - 0	0 - 0
CA5	1 - 3	1 - 3	0 - 4	1 - 3	1 - 3	1 - 3	0 - 4	1 - 3	1 - 3	7 - 29	1 - 3
CA6	0 - 2	0 - 2	0 - 2	0 - 2	0 - 2	0 - 2	0 - 2	0 - 2	0 - 2	0 - 18	0 - 2
CA7	1 - 0	1 - 0	1 - 0	1 - 0	1 - 0	1 - 0	1 - 0	1 - 0	1 - 0	9 - 0	1 - 0
CA8	0 - 2	0 - 2	0 - 2	0 - 2	0 - 2	0 - 2	0 - 2	0 - 2	0 - 2	0 - 18	0 - 2
CA9	0 - 5	0 - 5	0 - 5	0 - 5	0 - 5	0 - 5	0 - 5	0 - 5	0 - 5	0 - 45	0 - 5
CA10	0 - 2	0 - 2	0 - 2	1 - 1	0 - 2	0 - 2	1 - 1	1 - 1	0 - 2	3 - 15	0 - 2
CA11	0 - 1	1 - 0	1 - 0	1 - 0	1 - 0	0 - 1	1 - 0	0 - 1	1 - 0	6 - 3	1 - 0
CA DC	1 - 0	0 - 1	1 - 0	0 - 1	0 - 1	0 - 1	0 - 1	0 - 1	0 - 1	2 - 7	0 - 1
CA Fed.	0 - 1	0 - 1	0 - 1	0 - 1	0 - 1	0 - 1	0 - 1	0 - 1	0 - 1	0 - 9	0 - 1
State Ct.	1 - 3	1 - 3	1 - 3	1 - 3	0 - 4	1 - 3	1 - 3	0 - 4	0 - 4	6 - 30	1 - 3
Dist. Court	0 - 0	0 - 0	0 - 0	0 - 0	0 - 0	0 - 0	0 - 0	0 - 0	0 - 0	0 - 0	0 - 0
Original	0 - 0	0 - 0	0 - 0	0 - 0	0 - 0	0 - 0	0 - 0	0 - 0	0 - 0	0 - 0	0 - 0
	6 - 21	6 - 21	7 - 20	7 - 20	5 - 22	5 - 22	7 - 20	6 - 21	5 - 22	54 - 189	6 - 21

Merits Cases by Vote Split

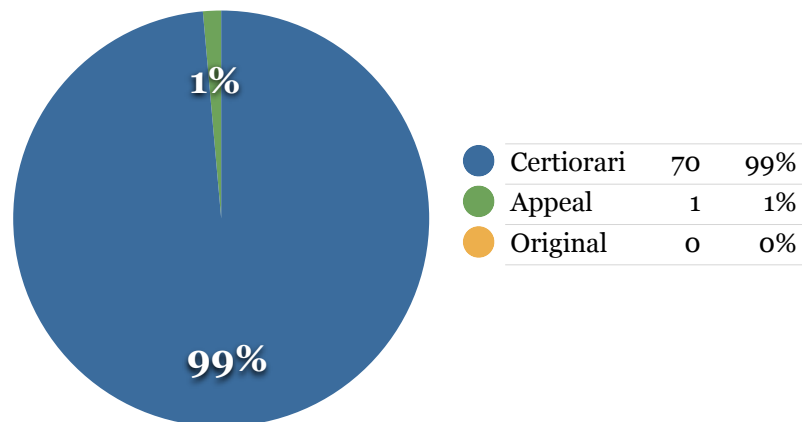
9-0 20 (74%)	8-1 1 (4%)	7-2 3 (11%)	6-3 3 (11%)	5-4 0 (0%)
Stanton v. Sims (PC)	Brandt v. U.S.	Chadbourn v. Troice	Fernandez v. California	
Burt v. Titlow		BG Group v. Argentina	Kaley v. U.S.	
Ford v. U.S. (PC)		Rosemond v. U.S.	Lawson v. FMR	
U.S. v. Woods				
Atlantic Marine v. W.D. Tex.				
Sprint v. Jacobs				
Kansas v. Cheever				
Heimeshoff v. Hartford Life Ins.				
Daimler AG v. Bauman				
Mississippi v. AU Optronics				
Ray Haluch Gravel v. Central Pension				
Medtronic v. Mirowski Ventures				
Burrage v. U.S.				
Sandifer v. U.S. Steel Corp.				
Air Wisconsin v. Hooper				
Hinton v. Alabama (PC)				
Walden v. Fiore				
U.S. v. Apel				
Law v. Siegel				
Lozano v. Alvarez				

Not Included Above			Past Terms					
<i>Cline v. Okla. Coalition</i>	Dismissed as Improvidently Granted	Before Arguments		9-0	8-1	7-2	6-3	5-4
<i>Unite Here v. Mulhall</i>	Dismissed as Improvidently Granted	After Arguments	OT08	33%	5%	16%	16%	29%
<i>Madigan v. Levin</i>	Dismissed	After Arguments	OT09	46%	10%	15%	11%	18%
<i>Mt. Holly v. Mt. Holly Gardens</i>	Dismissed	Before Arguments	OT10	48%	13%	15%	5%	20%
<i>U.S. Forest Serv. v. Pac. Rivers Council</i>	Dismissed	Before Arguments	OT11	44%	11%	8%	17%	20%
<i>UBS v. Union de Empleados de Muelles</i>	Dismissed	Before Arguments	OT12	49%	5%	9%	8%	29%
<i>Burnside v. Walters</i>	Vacated and Remanded	Before Arguments	Avg.	44%	9%	13%	11%	23%

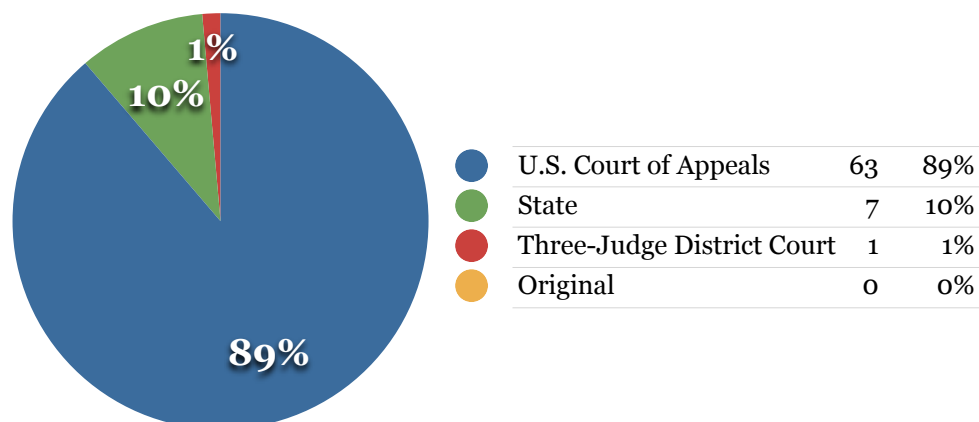
Make-Up of the Merits Docket

The following charts depict different characteristics of the cases that were released with merits opinions or are expected to be disposed of with a merits opinion. These charts include information about cases disposed of with signed opinions, summary reversals, or those that were affirmed by an equally divided Court.

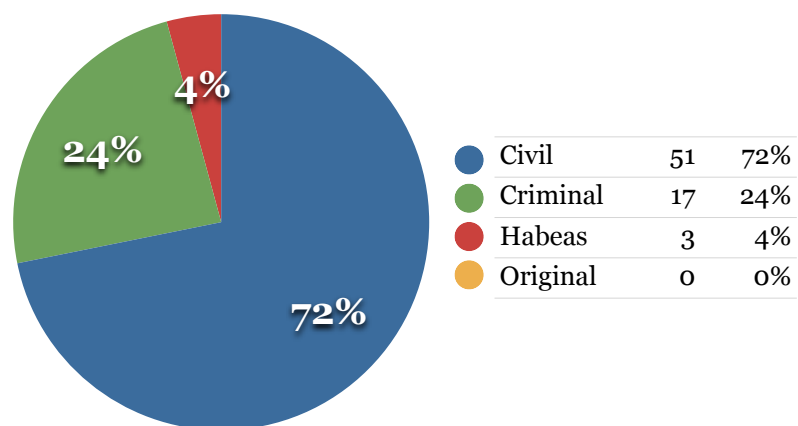
Source of Jurisdiction



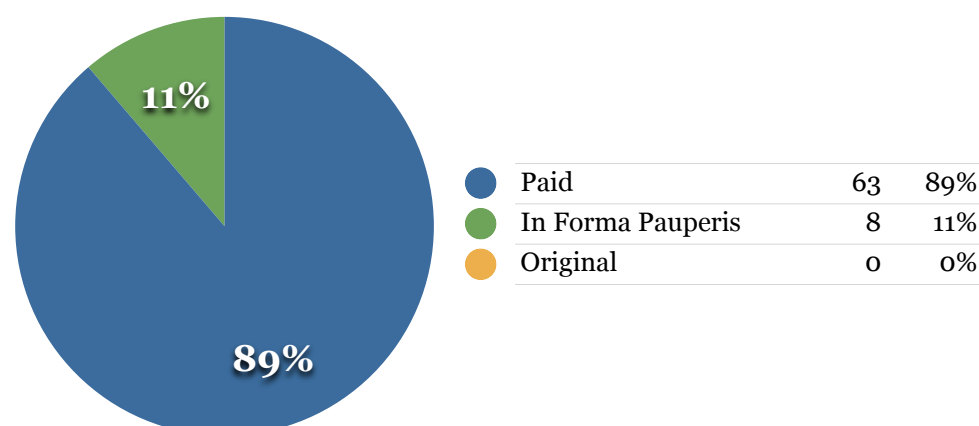
Court Below



Nature



Docket*



* Technically, all paid and *in forma pauperis* cases have been on the same docket since 1971, with paid cases beginning each year with case number 1, and IFP cases beginning at number 5001. Accordingly, the first paid case of this Term was numbered 13-1 and the first IFP case was numbered 13-5001. Original cases remain on a separate docket and follow a separate numbering convention. For more information on the dockets, see EUGENE GRESSMAN ET AL., SUPREME COURT PRACTICE 55–56 (9th ed. 2007).

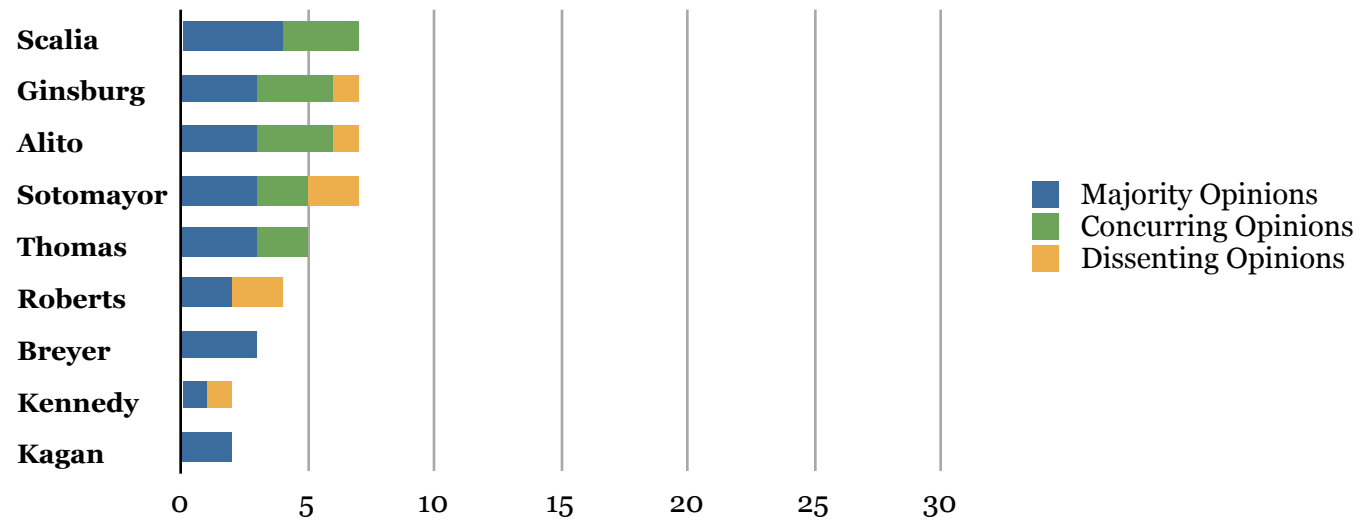
Term Index

This chart includes a summary of the cases for the Term including (1) majority opinion author, (2) vote, (3) days between argument and opinion, (4) judgment, and (5) court below. For each sitting, the chart provides the number of majority opinions written by each Justice and the average number of days between argument and opinion for that Justice's majority opinions.

October										November										December									
1	Trice	SGB	7-2	142d	A	CA5	JGR	0		Sandifer	AS	9-0	84d	A	CA7	JGR	0		BG Group	SGB	7-2	93d	R	CADC	JGR	1	84d		
2	Madigan				-		AS	1	55d	Walden	CT	9-0	113d	R	CA9	AS	2	80d	Bay Mills					CA6	AS	0			
3	McCutcheon					USDC	AMK	0		Bond					CA3	AMK	0		Northwest					CA9	AMK	1	37d		
4	Burt	SAA	9-0	28d	R	CA6	CT	1	62d	Sprint	RBG	9-0	35d	R	CA8	CT	1	113d	Lexmark Int'l					CA6	CT	1	84d		
5	Woods	AS	9-0	55d	R	CA5	RBG	1	91d	Medtronic	SGB	9-0	78d	R	CAFC	RBG	2	74d	Apel	JGR	9-0	84d	R	CA9	RBG	0			
6	Atlantic Marine	SAA	9-0	55d	R	CA5	SGB	1	142d	Town of Greece					CA2	SGB	1	78d	Air Wisconsin	SMS	9-0	49d	R	ST	SGB	1	93d		
7	Schuette					CA6	SAA	2	42d	AU Optronics	SMS	9-0	69d	R	CA5	SAA	1	104d	Ray Haluch	AMK	9-0	37d	R	CA1	SAA	0			
8	Heimeshoff	CT	9-0	62d	A	CA2	SMS	1	56d	Burrage	AS	9-0	76d	R	CA8	SMS	1	69d	Mayorkas					CA9	SMS	1	49d		
9	Daimler AG	RBG	9-0	91d	R	CA9	EK	1	132d	Lawson	RBG	6-3	112d	R	CA1	EK	1	113d	EME Homer					CADC	EK	0			
10	Cheever	SMS	9-0	56d	R	ST	Total	9		Rosemond	EK	7-2	113d	R	CA10	Total	10		Lozano	CT	9-0	84d	A	CA2	Total	5			
11	Kaley	EK	6-3	132d	A	CA11	Expect.	11		Fernandez	SAA	6-3	104d	A	ST	Expect.	12		Woodall					CA6	Expect.	11			
12							Avg.	78d		Unite Here			-			Avg.	87d								Avg.	69d			
January										February										March									
1	Law	AS	9-0	50d	R	CA9	JGR	1	55d	Utility Air					CADC	JGR	0		Clark					CA7	JGR	0			
2	Noel Canning					CADC	AS	1	50d	Robers					CA7	AS	0		Hobby Lobby					CA10	AS	0			
3	Exec. Benefits					CA9	AMK	0		Highmark					CAFC	AMK	0		Wood					CA9	AMK	0			
4	Brandt	JGR	8-1	55d	R	CA10	CT	0		Octane					CAFC	CT	0		Alice Corp.					CAFC	CT	0			
5	Quality Stores					CA6	RBG	0		Hall					ST	RBG	0		Loughrin					CA10	RBG	0			
6	Castleman					CA6	SGB	0		Plumhoff					CA6	SGB	0		Fifth Third					CA6	SGB	0			
7	McCullen					CA1	SAA	0		Halliburton					CA5	SAA	0								SAA	0			
8	Harris					CA7	SMS	0								SMS	0								SMS	0			
9	Petrella					CA9	EK	0								EK	0								EK	0			
10	Navarette					ST	Total	2								Total	0								Total	0			
11	Abramski					CA4	Expect.	12								Expect.	7								Expect.	6			
12	Paroline					CA5	Avg.	53d								Avg.	-								Avg.	-			
April										Summary Reversal										Total									
1	POM					CA9	JGR	0		Stanton	PC	9-0	-	R	CA9				Roberts	2	70d		Cases Dismissed	2					
2	Argentina					CA2	AS	0		Ford	PC	9-0	-	R	CA6				Scalia	4	66d								
3	Susan B. Anthony					CA6	AMK	0		Hinton	PC	9-0	-	R	ST				Kennedy	1	37d								
4	ABC					CA2	CT	0											Thomas	3	86d								
5	Clarke					CA11	RBG	0											Ginsburg	3	79d								
6	CTS					CA4	SGB	0											Breyer	3	104d								
7	Nautilus					CAFC	SAA	0											Alito	3	62d								
8	Franks					CA11	SMS	0											Sotomayor	3	58d								
9	Riley					ST	EK	0											Kagan	2	123d								
10	Wurie					CA1	Total	0											Summary Rev.	3									
11	Limelight					CAFC	Expect.	11											Cases Disposed	29									
12							Avg.	-											Expected	73									
13																			Percent Decided	40%									
14																			Average Time	77d									

Total Opinion Authorship

	Total Opinions	Majority Opinions	Concurring Opinions	Dissenting Opinions
Roberts	4	2	-	2
Scalia	7	4	3	-
Kennedy	2	1	-	1
Thomas	5	3	2	-
Ginsburg	7	3	3	1
Breyer	3	3	-	-
Alito	7	3	3	1
Sotomayor	7	3	2	2
Kagan	2	2	-	-
Per Curiam	3	3	-	-
	47	27	13	7

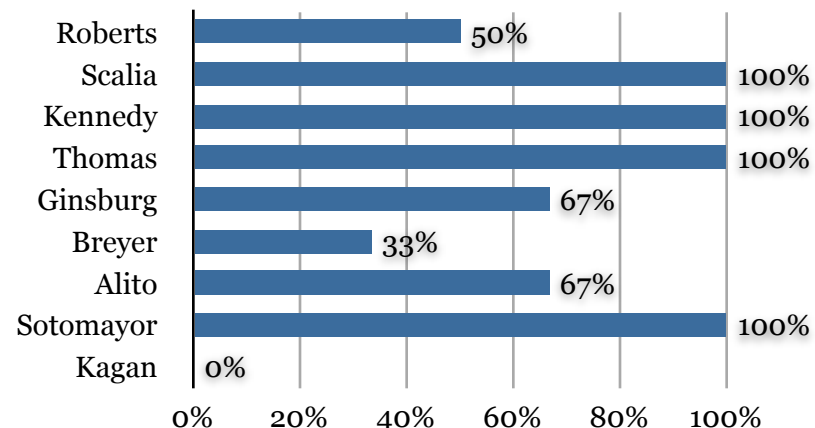


Majority Opinion Authorship

Majority Opinions Authored

	Total	9-0	8-1	7-2	6-3	5-4	Average Strength of the Majority*
Roberts	2	1	1	-	-	-	8.5
Scalia	4	4	-	-	-	-	9.0
Kennedy	1	1	-	-	-	-	9.0
Thomas	3	3	-	-	-	-	9.0
Ginsburg	3	2	-	-	1	-	8.0
Breyer	3	1	-	2	-	-	7.7
Alito	3	2	-	-	1	-	8.0
Sotomayor	3	3	-	-	-	-	9.0
Kagan	2	-	-	1	1	-	6.5
	24	17	1	3	3	0	8.4

Percentage of Majority Opinions Decided with Unanimous Judgment



Authorship as a Percentage of Similar Opinions

	9-0	8-1	7-2	6-3	5-4
Roberts	6%	100%	-	-	-
Scalia	24%	-	-	-	-
Kennedy	6%	-	-	-	-
Thomas	18%	-	-	-	-
Ginsburg	12%	-	-	33%	-
Breyer	6%	-	67%	-	-
Alito	12%	-	-	33%	-
Sotomayor	18%	-	-	-	-
Kagan	-	-	33%	33%	-
	100% (17)	100% (1)	100% (3)	100% (3)	100% (0)

Days Between Argument and Opinion

Majority Opinion Author	Days
Kennedy	37d
Sotomayor	58d
Alito	62d
Scalia	66d
Roberts	70d
Ginsburg	79d
Thomas	86d
Breyer	104d
Kagan	123d
	106d

Frequency in the Majority

The following charts measure how frequently each Justice has voted with the majority during October Term 2012. The charts include summary reversals but do not include cases that were dismissed.

All Cases

Justice	Votes	Frequency in Majority		OT11	OT10	OT09	OT08	OT07
Scalia	27	27	100%	82%	86%	87%	84%	81%
Thomas	27	26	96%	86%	88%	83%	81%	75%
Ginsburg	27	26	96%	70%	74%	80%	70%	75%
Breyer	27	26	96%	76%	79%	78%	75%	79%
Kagan	27	26	96%	82%	81%	-	-	-
Roberts	27	25	93%	92%	91%	91%	81%	90%
Kennedy	27	24	89%	93%	94%	91%	92%	86%
Alito	27	24	89%	83%	86%	87%	81%	82%
Sotomayor	27	23	85%	80%	81%	84%	-	-

Divided Cases

Justice	Votes	Frequency in Majority		OT11	OT10	OT09	OT08	OT07
Scalia	7	7	100%	67%	74%	76%	76%	65%
Thomas	7	6	86%	74%	76%	67%	72%	85%
Ginsburg	7	6	86%	45%	50%	63%	55%	65%
Breyer	7	6	86%	57%	60%	58%	62%	68%
Kagan	7	6	86%	67%	67%	-	-	-
Roberts	7	5	71%	86%	83%	83%	72%	73%
Kennedy	7	4	57%	88%	88%	83%	89%	79%
Alito	7	4	57%	69%	74%	76%	72%	75%
Sotomayor	7	3	43%	64%	64%	69%	-	-

Justice Agreement - All Cases

	Scalia		Kennedy		Thomas		Ginsburg		Breyer		Alito		Sotomayor		Kagan		Total
Roberts	21	78%	24	89%	20	74%	21	78%	25	93%	19	70%	17	63%	23	85%	27
	25	93%	24	89%	24	89%	22	81%	26	96%	22	81%	21	78%	24	89%	
	25	93%	24	89%	24	89%	24	89%	26	96%	22	81%	23	85%	24	89%	
	2	7%	3	11%	3	11%	3	11%	1	4%	5	19%	4	15%	3	11%	
Scalia	21	78%	24	89%	20	74%	21	78%	19	70%	14	52%	24	89%	24	89%	27
	24	89%	26	96%	24	89%	26	96%	24	89%	21	78%	26	96%	26	96%	
	24	89%	26	96%	26	96%	26	96%	24	89%	23	85%	26	96%	26	96%	
	3	11%	1	4%	1	4%	1	4%	3	11%	4	15%	1	4%	1	4%	
Kennedy	21	78%	20	74%	22	81%	22	81%	16	59%	22	81%	22	81%	23	85%	27
	23	85%	21	78%	23	85%	25	93%	20	74%	23	85%	23	85%	23	85%	
	23	85%	23	85%	23	85%	23	85%	25	93%	22	81%	23	85%	23	85%	
	4	15%	4	15%	4	15%	4	15%	2	7%	5	19%	4	15%	4	15%	
Thomas	19	70%	20	74%	20	74%	13	48%	23	85%	23	85%	23	85%	23	85%	27
	23	85%	25	93%	25	93%	20	74%	25	93%	20	74%	25	93%	25	93%	
	25	93%	25	93%	25	93%	22	81%	25	93%	22	81%	25	93%	25	93%	
	2	7%	2	7%	2	7%	5	19%	2	7%	5	19%	2	7%	2	7%	
Ginsburg	21	78%	19	70%	19	70%	23	85%	23	85%	23	85%	23	85%	23	85%	27
	23	85%	21	78%	22	81%	25	93%	22	81%	22	81%	25	93%	25	93%	
	25	93%	23	85%	24	89%	27	100%	24	89%	24	89%	27	100%	27	100%	
	2	7%	4	15%	3	11%	0	0%	4	15%	3	11%	3	11%	0	0%	
Breyer	21	78%	18	67%	23	85%	23	85%	23	85%	23	85%	23	85%	23	85%	27
	23	85%	22	81%	25	93%	22	81%	22	81%	22	81%	25	93%	25	93%	
	23	85%	24	89%	25	93%	24	89%	24	89%	24	89%	25	93%	25	93%	
	4	15%	3	11%	2	7%	3	11%	3	11%	3	11%	3	11%	2	7%	
Alito	16	59%	19	70%	19	70%	16	59%	18	67%	18	67%	16	59%	19	70%	27
	20	74%	23	85%	23	85%	20	74%	23	85%	20	74%	23	85%	23	85%	
	22	81%	23	85%	23	85%	22	81%	23	85%	22	81%	23	85%	23	85%	
	5	19%	4	15%	4	15%	5	19%	4	15%	5	19%	4	15%	4	15%	
Sotomayor	16	59%	19	70%	19	70%	16	59%	18	67%	18	67%	16	59%	19	70%	27
	22	81%	23	85%	23	85%	20	74%	23	85%	20	74%	23	85%	23	85%	
	24	89%	23	85%	23	85%	22	81%	23	85%	22	81%	23	85%	23	85%	
	3	11%	4	15%	4	15%	5	19%	4	15%	5	19%	4	15%	4	15%	
Kagan	16	59%	19	70%	19	70%	16	59%	18	67%	18	67%	16	59%	19	70%	27
	22	81%	23	85%	23	85%	20	74%	23	85%	20	74%	23	85%	23	85%	
	24	89%	23	85%	23	85%	22	81%	23	85%	22	81%	23	85%	23	85%	
	3	11%	4	15%	4	15%	5	19%	4	15%	5	19%	4	15%	4	15%	

Key

Fully Agree

Agree in Full or Part

Agree in Full, Part, or Judgment Only

Disagree in Judgment

Justice Agreement - Non-Unanimous Cases

	Scalia	Kennedy	Thomas	Ginsburg	Breyer	Alito	Sotomayor	Kagan	Total
Roberts	2 29%	4 57%	1 14%	4 57%	6 86%	2 29%	3 43%	4 57%	7
	5 71%	4 57%	4 57%	4 57%	6 86%	2 29%	3 43%	4 57%	
	5 71%	4 57%	4 57%	4 57%	6 86%	2 29%	3 43%	4 57%	
	2 29%	3 43%	3 43%	3 43%	1 14%	5 71%	4 57%	3 43%	
Scalia	2 29%	4 57%	4 57%	4 57%	3 43%	3 43%	1 14%	4 57%	7
	4 57%	6 86%	6 86%	6 86%	6 86%	4 57%	3 43%	6 86%	
	4 57%	6 86%	6 86%	6 86%	6 86%	4 57%	3 43%	6 86%	
	3 43%	1 14%	1 14%	1 14%	1 14%	3 43%	4 57%	1 14%	
Kennedy	2 29%	3 43%	3 43%	3 43%	5 71%	2 29%	3 43%	3 43%	7
	3 43%	3 43%	3 43%	3 43%	5 71%	2 29%	3 43%	3 43%	
	3 43%	3 43%	3 43%	3 43%	5 71%	2 29%	3 43%	3 43%	
	4 57%	4 57%	4 57%	4 57%	2 29%	5 71%	4 57%	4 57%	
Thomas	3 43%	2 29%	4 57%	0 0%	3 43%	3 43%	7 100%	3 43%	7
	5 71%	5 71%	5 71%	2 29%	5 71%	2 29%	5 71%	5 71%	
	5 71%	5 71%	5 71%	2 29%	5 71%	2 29%	5 71%	5 71%	
	2 29%	2 29%	2 29%	5 71%	2 29%	5 71%	2 29%	2 29%	
Ginsburg	5 71%	3 43%	3 43%	3 43%	7 100%	3 43%	7 100%	7 100%	7
	5 71%	3 43%	3 43%	4 57%	4 57%	7 100%	4 57%	7 100%	
	5 71%	3 43%	3 43%	4 57%	4 57%	7 100%	4 57%	7 100%	
	2 29%	4 57%	3 43%	0 0%	3 43%	3 43%	0 0%	3 43%	
Breyer	3 43%	3 43%	5 71%	3 43%	5 71%	3 43%	5 71%	5 71%	7
	3 43%	4 57%	5 71%	4 57%	5 71%	4 57%	5 71%	5 71%	
	3 43%	4 57%	5 71%	4 57%	5 71%	4 57%	5 71%	5 71%	
	4 57%	3 43%	2 29%	3 43%	3 43%	2 29%	3 43%	2 29%	
Alito	1 14%	3 43%	3 43%	7 100%	3 43%	7 100%	3 43%	7 100%	7
	2 29%	3 43%	3 43%	4 57%	4 57%	7 100%	4 57%	7 100%	
	2 29%	3 43%	3 43%	4 57%	4 57%	7 100%	4 57%	7 100%	
	5 71%	4 57%	4 57%	3 43%	3 43%	4 57%	3 43%	4 57%	
Sotomayor	3 43%	4 57%	4 57%	3 43%	3 43%	4 57%	3 43%	4 57%	7
	4 57%	4 57%	4 57%	3 43%	3 43%	4 57%	3 43%	4 57%	
	4 57%	4 57%	4 57%	3 43%	3 43%	4 57%	3 43%	4 57%	
	3 43%	4 57%	4 57%	3 43%	3 43%	4 57%	3 43%	4 57%	
Kagan	3 43%	4 57%	4 57%	3 43%	3 43%	4 57%	3 43%	4 57%	7
	4 57%	4 57%	4 57%	3 43%	3 43%	4 57%	3 43%	4 57%	
	4 57%	4 57%	4 57%	3 43%	3 43%	4 57%	3 43%	4 57%	
	3 43%	4 57%	4 57%	3 43%	3 43%	4 57%	3 43%	4 57%	

Key

Fully Agree
Agree in Full or Part
Agree in Full, Part, or Judgment Only
Disagree in Judgment

Time Between Cert. Grant And Oral Argument

The following charts address the number of days between when the Court grants certiorari (or otherwise decides that a case should be argued), and when it hears oral argument in a given case. The typical briefing schedule outlined in the Court's rules allows for 112 days between argument and opinion. The Court typically seeks to avoid compressing the briefing schedule.

Argued	Avg. Days
October	211d
November	197d
December	175d
January	149d
February	130d
March	115d
April	103d
Overall	159d

Average	159d
Median	168d
St. Dev.	49d

Shortest	<i>Abramski</i>	99d
Longest	<i>Bond</i>	291d

Averages

OT03	172d
OT04	167d
OT05	165d
OT06	131d
OT07	134d
OT08	167d
OT09	168d
OT10	153d
OT11	160d
OT12	141d
OT13	159d

	Rank		Days	Granted	Argued
Shortest	1	<i>Abramski v. U.S.</i>	99d	Oct 15, 2013	Jan 22, 2014
	2	<i>Lane v. Franks</i>	101d	Jan 17, 2014	Apr 28, 2014
	2	<i>Argentina v. NML Capital</i>	101d	Jan 10, 2014	Apr 21, 2014
	2	<i>POM v. Coca-Cola</i>	101d	Jan 10, 2014	Apr 21, 2014
	5	<i>U.S. v. Wurie</i>	102d	Jan 17, 2014	Apr 29, 2014
	5	<i>Riley v. California</i>	102d	Jan 17, 2014	Apr 29, 2014
	5	<i>ABC v. Aereo</i>	102d	Jan 10, 2014	Apr 22, 2014
	5	<i>Susan B. Anthony v. Driehaus</i>	102d	Jan 10, 2014	Apr 22, 2014
	9	<i>CTS v. Waldburger</i>	103d	Jan 10, 2014	Apr 23, 2014
	9	<i>U.S. v. Clarke</i>	103d	Jan 10, 2014	Apr 23, 2014

	Rank		Days	Granted	Argued
Longest	1	<i>Bond v. United States</i>	291d	Jan 18, 2013	Nov 5, 2013
	2	<i>Chadbourne v. Troice</i>	262d	Jan 18, 2013	Oct 7, 2013
	3	<i>Sandifer v. U.S. Steel Corp.</i>	258d	Feb 19, 2013	Nov 4, 2013
	4	<i>Walden v. Fiore</i>	245d	Mar 4, 2013	Nov 4, 2013
	5	<i>Kansas v. Cheever</i>	233d	Feb 25, 2013	Oct 16, 2013
	6	<i>McCutcheon v. FEC</i>	231d	Feb 19, 2013	Oct 8, 2013
	7	<i>Burt v. Titlow</i>	225d	Feb 25, 2013	Oct 8, 2013
	8	<i>Kaley v. U.S.</i>	212d	Mar 18, 2013	Oct 16, 2013
	9	<i>Law v. Siegel</i>	210d	Jun 17, 2013	Jan 13, 2014
	10	<i>Paroline v. U.S.</i>	209d	Jun 27, 2013	Jan 22, 2014

	Less than 100 days	100-124	125-149	150-174	175-199	200-224	225-249	More than 250
OT11	1	11	20	18	11	1	2	5
OT12	5	32	12	12	4	4	1	4
OT13	1	25	6	9	13	9	4	3

* In cases that are on appeal to the Supreme Court, rather than on Petition for Writ of Certiorari, the Court will rule on a statement of jurisdiction rather than on a cert. petition. Our charts treat those cases identically to cert. petitions and the "Grant Date" indicates when the Court noted probable jurisdiction or postponed the determination of jurisdiction.

Time Between Oral Argument and Opinion

The following charts address the time it takes for the Court to release opinions following oral argument. The Court has thus far released twenty-four signed opinions after argument during October Term 2013.

Argued	Avg.	Total	Remain
October	78d	11	2
November	87d	12	2
December	69d	11	6
January	53d	12	10
February	-	7	7
March	-	6	6
April	-	11	11
Overall	77d	70	44

Average	77d
Median	77d
St. Dev.	31d

Shortest	Burt	28d
Longest	Troice	142d

Averages

OT03	82d
OT04	91d
OT05	79d
OT06	96d
OT07	94d
OT08	94d
OT09	109d
OT10	106d
OT11	97d
OT12	95d
OT13	77d

	Rank			Author	Vote	Argued	Decided
Shortest	1	<i>Burt v. Titlow</i>	28d	Alito	9-0	Oct 8, 2013	Nov 5, 2013
	2	<i>Sprint v. Jacobs</i>	35d	Ginsburg	9-0	Nov 5, 2013	Dec 10, 2013
	3	<i>Ray Haluch Gravel v. Central Pen.</i>	37d	Kennedy	9-0	Dec 9, 2013	Jan 15, 2014
	4	<i>Air Wisconsin v. Hoeper</i>	49d	Sotomayor	9-0	Dec 9, 2013	Jan 27, 2014
	5	<i>Law v. Siegel</i>	50d	Scalia	9-0	Jan 13, 2014	Mar 4, 2014
	6	<i>Brandt v. U.S.</i>	55d	Roberts	8-1	Jan 14, 2014	Mar 10, 2014
	6	<i>Atlantic Marine v. W.D. Tex.</i>	55d	Alito	9-0	Oct 9, 2013	Dec 3, 2013
	6	<i>U.S. v. Woods</i>	55d	Scalia	9-0	Oct 9, 2013	Dec 3, 2013
	9	<i>Kansas v. Cheever</i>	56d	Sotomayor	9-0	Oct 16, 2013	Dec 11, 2013
	10	<i>Heimeshoff v. Hartford Life Ins.</i>	62d	Thomas	9-0	Oct 15, 2013	Dec 16, 2013

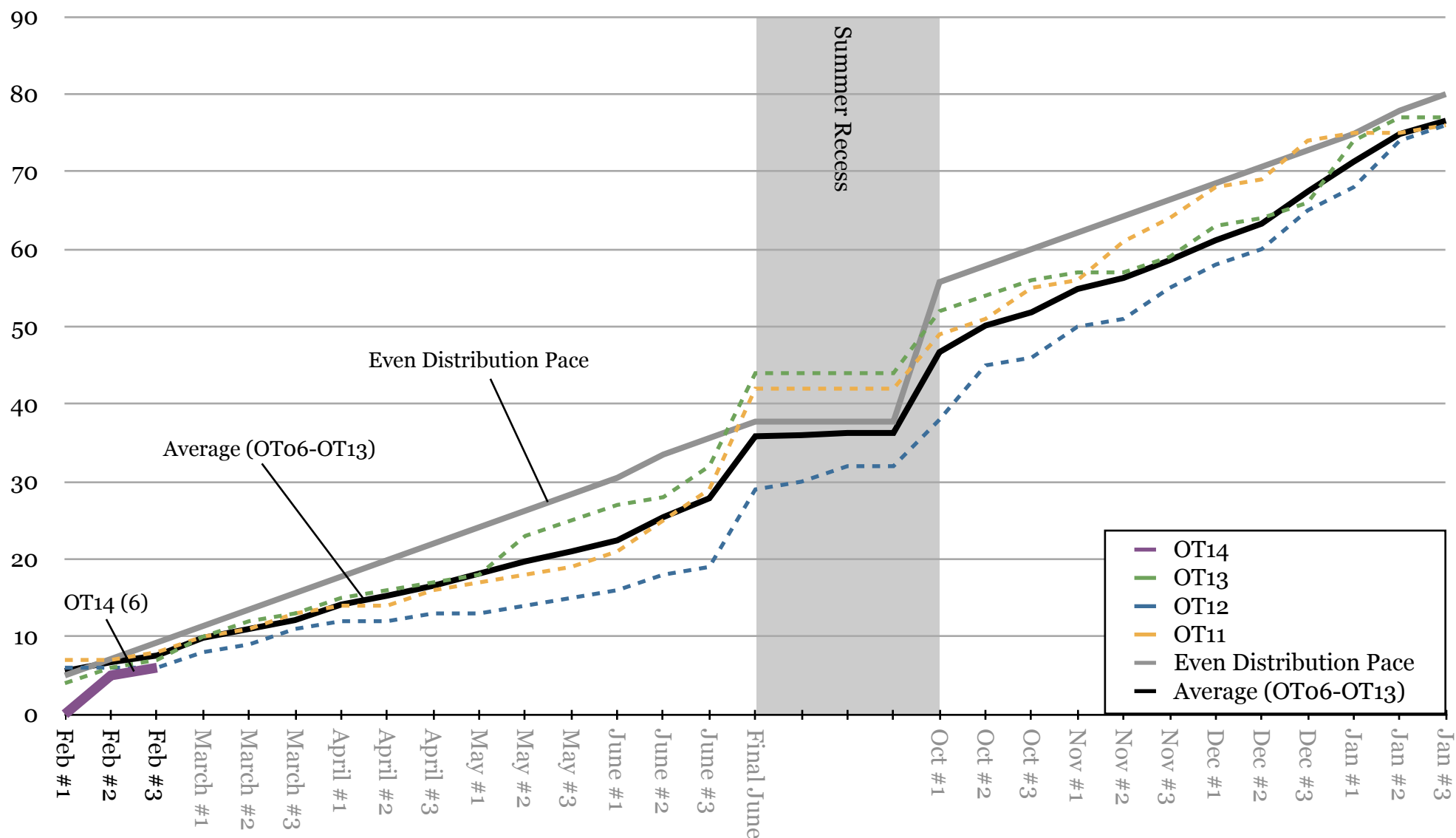
	Rank			Author	Vote	Argued	Decided
Longest	1	<i>Chadbourne v. Troice</i>	142d	Breyer	7-2	Oct 7, 2013	Feb 26, 2014
	2	<i>Kaley v. U.S.</i>	132d	Kagan	6-3	Oct 16, 2013	Feb 25, 2014
	3	<i>Walden v. Fiore</i>	113d	Thomas	9-0	Nov 4, 2013	Feb 25, 2014
	3	<i>Rosemond v. U.S.</i>	113d	Kagan	7-2	Nov 12, 2013	Mar 5, 2014
	5	<i>Lawson v. FMR</i>	112d	Ginsburg	6-3	Nov 12, 2013	Mar 4, 2014
	6	<i>Fernandez v. California</i>	104d	Alito	6-3	Nov 13, 2013	Feb 25, 2014
	7	<i>BG Group v. Argentina</i>	93d	Breyer	7-2	Dec 2, 2013	Mar 5, 2014
	8	<i>Daimler AG v. Bauman</i>	91d	Ginsburg	9-0	Oct 15, 2013	Jan 14, 2014
	9	<i>Sandifer v. U.S. Steel Corp.</i>	84d	Scalia	9-0	Nov 4, 2013	Jan 27, 2014
9	<i>U.S. v. Apel</i>	84d	Roberts	9-0	Dec 4, 2013	Feb 26, 2014	

	Less than 30 days	30-59	60-89	90-119	120-149	150-179	180-209	210-239	More than 240
OT11	2	5	19	24	8	6	1	0	0
OT12	1	15	21	20	8	4	2	1	1
OT13	1	8	7	6	2	0	0	0	0

	9-0	8-1	7-2	6-3	5-4
OT13	65d	55d	116d	116d	-

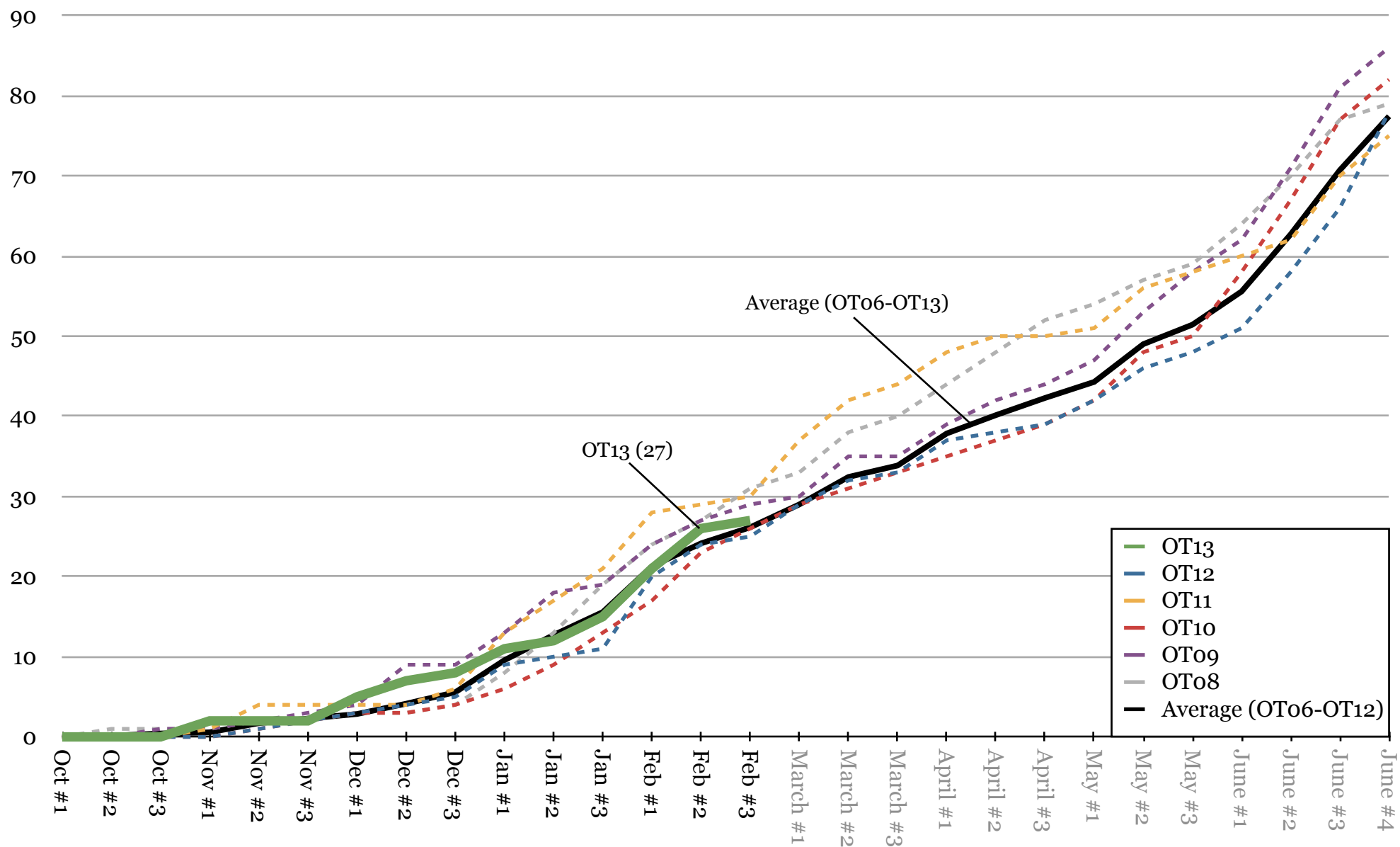
Pace of Grants

The following chart plots the pace at which the Court fills its merits docket for a given Term. Each date marker represents the conference within a given sitting. For instance, Feb #3 is the third February conference, which, during OT13, took place on March 7, 2013. Categorizing grants by their conference within a given sitting ensures more accurate cross-Term comparisons.



Pace of Opinions

The following chart plots the pace at which the Court releases merits opinions throughout the Term, beginning in October and ending in June. This chart includes both opinions released after full briefing and summary reversals. Here, as in the Pace of Grants chart, cases are categorized by their release within a given sitting, rather than by calendar month. For example, the opinion for Feb #3 of OT13 was actually released on March 10, 2013.



Grants Per Conference (OT03-Present)

	OT03	OT04	OT05	OT06	OT07	OT08	OT09	OT10	OT11	OT12	OT13	OT14	Average (OT03-OT13)		Range (OT03-OT13)
Feb #1	5	10	3	4	2	8	9	3	7	6	4	0	5.5	8.3	2 - 10
Feb #2	1	2	4	0	3	3	1	1	0	0	2	5	1.5		0 - 4
Feb #3	4	0	2	1	0	0	1	3	1	0	1	1	1.2		0 - 4
March #1	1	2	0	0	0	8	0	4	2	2	3		2.0	4.4	0 - 8
March #2	0	3	1	1	2	2	1	0	1	1	2		1.3		0 - 3
March #3	0	2	1	1	0	2	1	0	2	2	1		1.1		0 - 2
April #1	5	1	3	3	0	2	3	4	1	1	2		2.3	5.1	0 - 5
April #2	2	1	5	0	1	2	3	2	0	0	1		1.5		0 - 5
April #3	2	0	2	1	1	0	4	0	2	1	1		1.3		0 - 4
May #1	3	0	2	4	0	1	4	1	1	0	1		1.5	4.8	0 - 4
May #2	3	3	1	0	3	0	1	5	1	1	5		2.1		0 - 5
May #3	0	1	1	1	4	0	1	1	1	1	2		1.2		0 - 4
June #1	0	1	1	4	1	0	2	0	2	1	2		1.3	14.7	0 - 4
June #2	3	3	1	1	3	3	4	4	4	2	1		2.6		1 - 4
June #3	2	2	2	2	1	3	3	3	4	1	4		2.5		1 - 4
Final June	8	9	7	5	5	9	7	7	13	10	12		8.4		5 - 13
Long Conference	10	8	11	9	17	10	11	13	7	9	8		10.3	15.9	7 - 17
Oct #2	8	7	3	2	0	1	5	7	2	7	2		4.0		0 - 8
Oct #3	2	1	1	1	2	1	2	1	4	1	2		1.6		1 - 4
Nov #1	3	2	4	4	2	2	3	5	1	4	1		2.8	6.0	1 - 5
Nov #2	2	0	3	2	1	1	0	0	5	1	0		1.4		0 - 5
Nov #3	0	0	2	0	1	5	1	2	3	4	2		1.8		0 - 5
Dec #1	6	1	3	0	3	2	3	3	4	3	4		2.9	8.4	0 - 6
Dec #2	1	1	2	3	3	2	2	2	1	2	1		1.8		1 - 3
Dec #3	3	4	2	5	6	2	3	3	5	5	2		3.6		2 - 6
Jan #1	2	9	6	7	6	4	1	5	1	3	8		4.7	8.7	1 - 9
Jan #2	0	2	1	4	4	6	5	0	0	6	3		2.8		0 - 6
Jan #3	0	0	1	7	2	0	0	0	1	2	0		1.2		0 - 7
Total	76	75	75	72	73	79	81	79	76	76	77	6	76.3	76.3	72 - 81

Opinions Per Week (OT06-Present)

	OT06	OT07	OT08	OT09	OT10	OT11	OT12	OT13	Average (OT06-OT12)		Range (OT06-OT12)
Oct #1	0	0	0	0	0	0	0	0	0.0	0.4	0 - 0
Oct #2	0	0	1	0	0	0	0	0	0.1		0 - 1
Oct #3	1	0	0	1	0	0	0	0	0.3		0 - 1
Nov #1	0	0	0	0	0	1	0	2	0.1	1.9	0 - 1
Nov #2	0	1	1	1	1	3	1	0	1.1		0 - 3
Nov #3	1	0	0	1	1	0	1	0	0.6		0 - 1
Dec #1	0	0	1	1	1	0	1	3	0.6	3.3	0 - 1
Dec #2	1	2	0	5	0	0	1	2	1.3		0 - 5
Dec #3	2	3	1	0	1	2	1	1	1.4		0 - 3
Jan #1	4	3	4	4	2	7	4	3	4.0	10.0	2 - 7
Jan #2	1	3	5	5	3	4	1	1	3.1		1 - 5
Jan #3	3	1	6	1	4	4	1	3	2.9		1 - 6
Feb #1	5	5	5	5	4	7	9	6	5.7	10.6	4 - 9
Feb #2	1	2	3	3	6	1	4	5	2.9		1 - 6
Feb #3	2	1	4	2	3	1	1	1	2.0		1 - 4
March #1	1	2	2	1	3	7	4		2.9	7.7	1 - 7
March #2	2	2	5	5	2	5	3		3.4		2 - 5
March #3	2	1	2	0	2	2	1		1.4		0 - 2
April #1	5	5	4	4	2	4	4		4.0	8.4	2 - 5
April #2	3	1	4	3	2	2	1		2.3		1 - 4
April #3	5	1	4	2	2	0	1		2.1		0 - 5
May #1	1	1	2	3	3	1	3		2.0	9.1	1 - 3
May #2	5	4	3	6	6	5	4		4.7		3 - 6
May #3	1	3	2	5	2	2	2		2.4		1 - 5
June #1	4	3	5	4	8	2	3		4.1	26.0	2 - 8
June #2	8	9	6	9	9	2	7		7.1		2 - 9
June #3	6	7	7	10	10	8	8		8.0		6 - 10
June #4	8	10	2	5	5	5	12		6.7		2 - 12
Total	72	70	79	86	82	75	78	27	77.4	77.4	70 - 86

Oral Argument - Advocates

Overview

	OT10	OT11	OT12	OT13
Number of different advocates	143	118	120	100
Number of total appearances	196	182	193	139

Appearances by Advocates Who...	OT10	OT11	OT12	OT13
...Are from the Office of the Solicitor General	57 (29%)	58 (32%)	64 (33%)	45 (32%)
...Have experience in the Office of the Solicitor General	<i>Not Available</i>	<i>Not Available</i>	<i>Not Available</i>	60 (44%)
...Have argued at least twice during the Term	81 (41%)	98 (54%)	104 (54%)	67 (48%)
...Are “expert” Supreme Court litigators*	<i>Not Available</i>	<i>Not Available</i>	137 (71%)	95 (68%)
...Are based in Washington, D.C.**	106 (54%)	122 (67%)	125 (65%)	88 (63%)
...Are female	33 (17%)	27 (15%)	33 (17%)	22 (16%)
...Are female and not from the Office of the Solicitor General***	19 (14%)	14 (11%)	17 (13%)	8 (8%)

Most Popular Advocate Origins

State	Total
Washington, D.C.	88
California	7
Michigan	7
Texas	5
New York	4

Most Popular Supreme Court Clerkships

Clerkship	Appearances	Advocates
Antonin Scalia	12	7
William Brennan	10	4
Stephen Breyer	8	3
Anthony Kennedy	6	5
Ruth Bader Ginsburg	5	3

Most Popular Law Schools

Law School	Appearances	Advocates
Harvard	26	20
Yale	25	15
Chicago	11	8
Georgetown	5	5
Stanford	7	5

* We adopt Richard Lazarus’s definition of an “expert” Supreme Court litigator: one who has argued five or more times before the Supreme Court or works in an office where lawyers have collectively argued more than ten times. See Richard J. Lazarus, *Advocacy Matters Before and Within the Supreme Court: Transforming the Court by Transforming the Bar*, 97 GEO. L.J. 1487, 1490 n.17 (2008).

** An advocate’s “origin” is simply the state of origin listed for an advocate on the Court’s monthly hearing lists. If attorneys from the Office of the Solicitor General are omitted, lawyers based in Washington, D.C. have appeared forty-three times during OT13.

*** The percentage figures for this category omit all advocates from the Office of the Solicitor General. As such, they demonstrate the percentage of female advocates from positions other than those within the Office of the Solicitor General as a percentage of all men or women arguing from positions other than those within the Office of the Solicitor General.

Oral Argument - Advocates

Advocates Who Have Appeared More than Once During OT13

Rank	Name*	Appearances		Position	Law School	Supreme Court Clerkship	U.S. Solicitor General Experience**
		OT13	All-Time				
1	Donald B. Verrilli, Jr.	5	34	Solicitor General	Columbia	William Brennan	Yes
2	Neal K. Katyal	4	21	Hogan Lovells LLP	Yale	Stephen Breyer	Yes
3	John J. Bursch	3	8	Solicitor General of Michigan	Minnesota	None	No
	Paul D. Clement	3	72	Bancroft PLLC	Harvard	Antonin Scalia	Yes
	Michael R. Dreeben	3	91	Deputy Solicitor General	Duke	None	Yes
	Thomas C. Goldstein	3	31	Goldstein & Russell PC	American	None	No
	Nicole A. Saharsky	3	20	Assistant to the Solicitor General	Minnesota	None	Yes
	Malcolm L. Stewart	3	66	Deputy Solicitor General	Yale	William Brennan	Yes
9	Ginger D. Anders	2	11	Assistant to the Solicitor General	Columbia	Ruth Bader Ginsburg	Yes
	John F. Bash	2	3	Assistant to the Solicitor General	Harvard	Antonin Scalia	Yes
	Eric J. Feigin	2	8	Assistant to the Solicitor General	Stanford	Stephen Breyer	Yes
	Curtis E. Gannon	2	16	Assistant to the Solicitor General	Chicago	Antonin Scalia	Yes
	Ian H. Gershengorn	2	3	Principal Deputy Solicitor General	Harvard	John Paul Stevens	Yes
	Elaine J. Goldenberg	2	4	Assistant to the Solicitor General	Harvard	None	Yes
	Sarah E. Harrington	2	10	Assistant to the Solicitor General	Harvard	None	Yes
	Benjamin J. Horwich	2	10	Assistant to the Solicitor General	Stanford	Sandra Day O'Connor	Yes
	Peter Keisler	2	5	Sidley Austin LLP	Yale	Anthony Kennedy	No
	Edwin S. Kneeder	2	123	Deputy Solicitor General	Virginia	None	Yes
	William L. Messenger	2	2	National Right to Work Foundation	George Washington	None	No
	Jonathan F. Mitchell	2	2	Solicitor General of Texas	Chicago	Antonin Scalia	No
	Ann O'Connell	2	8	Assistant to the Solicitor General	George Washington	John Roberts	Yes
	Joseph R. Palmore	2	9	Assistant to the Solicitor General	Virginia	Ruth Bader Ginsburg	Yes
	Mark A. Perry	2	5	Gibson Dunn LLP	Chicago	Sandra Day O'Connor	No
	Kevin K. Russell	2	9	Goldstein & Russell PC	Yale	Stephen Breyer	No
	Eric Schnapper	2	19	University of Washington	Yale	None	No
	Melissa A. Sherry	2	10	Assistant to the Solicitor General	Virginia	John Paul Stevens	Yes
	Seth P. Waxman	2	67	WilmerHale LLP	Yale	None	Yes
	Anthony A. Yang	2	16	Assistant to the Solicitor General	Yale	None	Yes
	Total: 28	67	683			23	17

* Yellow indicates an advocate from the Office of the Solicitor General.

** For the purposes of this category, we do not consider whether an advocate served as a Bristow Fellow.