

## Stat Pack for October Term 2013

### Index

Opinions by Sitting .....	2
Circuit Scorecard .....	3-4
Merits Cases by Vote Split .....	5
Make-Up of the Merits Docket .....	6
Term Index .....	7
Total Opinion Authorship .....	8-9
Frequency in the Majority .....	10
Justice Agreement - All Cases .....	11
Justice Agreement - Non-Unanimous Cases .....	12
Time Between Cert. Grant and Oral Argument .....	13
Time Between Oral Argument and Opinion .....	14
Pace of Grants .....	15
Pace of Opinions .....	16
Grants Per Conference .....	17
Opinions Per Week .....	18
Oral Argument - Advocates .....	19-20

### Summary of the Term

<b>Total Merits Opinions Released</b>	<b>48</b>
+ Signed opinions after oral argument	43
+ Summary reversals	5
<b>Total Merits Opinions Expected</b>	<b>73</b>
+ Petitions granted and set for argument	75
+ Summary reversals	5
- Cases dismissed before oral argument	-5
- Cases dismissed after oral argument	-2
<b>Cases Set for Argument During OT14</b>	<b>18</b>

\* You can find past Stat Packs here: <http://www.scotusblog.com/reference/stat-pack/>. A few matters regarding our methodology are worth mentioning at the outset. First, SCOTUSblog treats consolidated cases as a single case, as determined by the case with the lowest docket number (prior to the release of an opinion) or the case that is captioned with an opinion. To the extent that two cases are argued separately but later decided with only one opinion, we will remove one of the cases from this Stat Pack, except to include it in the Pace of Grants chart to maintain cross-conference comparisons. The most unusual way we manage these later-consolidated cases is to merge the oral argument data for the two cases. We combine the questions asked by each Justice in the separate oral argument proceedings into one “consolidated” session. Second, this Stat Pack frequently uses the term “merits opinions,” “merits docket,” or “merits cases.” Those three terms are used interchangeably, and signify the set of cases decided “on the merits.” Those cases include signed opinions after oral argument (the bulk of all merits cases), most per curiam opinions released after oral arguments, summary reversals (cases decided with per curiam opinions after the certiorari stage), and cases decided by an equally divided (4-4) Court. Cases that are dismissed as improvidently granted are not included in our tally of merits cases.

Suggested Citation: Kedar S. Bhatia, *Stat Pack for October Term 2013*, SCOTUSBLOG (May 29, 2014), [http://sblog.s3.amazonaws.com/wp-content/uploads/2014/05/SCOTUSblog\\_StatPack\\_May\\_29\\_2014.pdf](http://sblog.s3.amazonaws.com/wp-content/uploads/2014/05/SCOTUSblog_StatPack_May_29_2014.pdf).

## Opinions by Sitting

	October	November	December	January	February	March	April	Total	Args			
<b>Roberts</b>	1	-	1	1	-	-	-	<b>JGR</b>	3			
<b>Scalia</b>	1	2	2	1	-	-	-	<b>AS</b>	6			
<b>Kennedy</b>	1	1	1	2	1	-	-	<b>AMK</b>	6			
<b>Thomas</b>	1	1	1	1	-	-	-	<b>CT</b>	4			
<b>Ginsburg</b>	1	2	1	1	-	1	-	<b>RBG</b>	6			
<b>Breyer</b>	1	1	1	-	1	-	-	<b>SGB</b>	4			
<b>Alito</b>	2	1	1	-	1	-	-	<b>SAA</b>	5			
<b>Sotomayor</b>	1	1	1	1	2	-	-	<b>SMS</b>	6			
<b>Kagan</b>	1	1	1	-	-	-	-	<b>EK</b>	3			
	<b>Decided: 11   Remain: 0</b>	<b>Decided: 11   Remain: 1</b>	<b>Decided: 10   Remain: 1</b>	<b>Decided: 7   Remain: 5</b>	<b>Decided: 5   Remain: 2</b>	<b>Decided: 1   Remain: 5</b>	<b>Decided: 0   Remain: 11</b>	<b>Total</b>	<b>45</b>			
<i>Troice</i>	<i>SGB</i>	<i>Sandifer</i>	<i>AS</i>	<i>BG Group</i>	<i>SGB</i>	<i>Law</i>	<i>AS</i>	<i>Utility Air</i>	<i>Clark</i>	<i>POM</i>		
<i>Madigan</i>		<i>Walden</i>	<i>CT</i>	<i>Bay Mills</i>	<i>EK</i>	<i>Noel Canning</i>		<i>Robers</i>	<i>SGB</i>	<i>Hobby Lobby</i>	<i>NML Capital</i>	
<i>McCutcheon</i>	<i>JGR</i>	<i>Bond</i>		<i>Northwest</i>	<i>SAA</i>	<i>Exec. Benefits</i>		<i>Highmark</i>	<i>SMS</i>	<i>Wood</i>	<i>RBG</i>	<i>SBA List</i>
<i>Burt</i>	<i>SAA</i>	<i>Sprint</i>	<i>RBG</i>	<i>Lexmark Int'l</i>	<i>AS</i>	<i>Brandt</i>	<i>JGR</i>	<i>Octane</i>	<i>SMS</i>	<i>Alice Corp.</i>		<i>Aereo</i>
<i>Woods</i>	<i>AS</i>	<i>Medtronic</i>	<i>SGB</i>	<i>Apel</i>	<i>JGR</i>	<i>Quality Stores</i>	<i>AMK</i>	<i>Hall</i>	<i>AMK</i>	<i>Loughrin</i>		<i>Clarke</i>
<i>Atlantic Marine</i>	<i>SAA</i>	<i>Town of Greece</i>	<i>AMK</i>	<i>Air Wisconsin</i>	<i>SMS</i>	<i>Castleman</i>	<i>SMS</i>	<i>Plumhoff</i>	<i>SAA</i>	<i>Fifth Third</i>		<i>CTS</i>
<i>Schuette</i>	<i>AMK</i>	<i>AU Optronics</i>	<i>SMS</i>	<i>Ray Haluch</i>	<i>AMK</i>	<i>McCullen</i>		<i>Halliburton</i>				<i>Nautilus</i>
<i>Heimeshoff</i>	<i>CT</i>	<i>Burrage</i>	<i>AS</i>	<i>Mayorkas</i>		<i>Harris</i>						<i>Franks</i>
<i>Daimler AG</i>	<i>RBG</i>	<i>Lawson</i>	<i>RBG</i>	<i>EME Homer</i>	<i>RBG</i>	<i>Petrella</i>	<i>RBG</i>					<i>Riley</i>
<i>Cheever</i>	<i>SMS</i>	<i>Rosemond</i>	<i>EK</i>	<i>Lozano</i>	<i>CT</i>	<i>Navarette</i>	<i>CT</i>					<i>Wurie</i>
<i>Kaley</i>	<i>EK</i>	<i>Fernandez</i>	<i>SAA</i>	<i>Woodall</i>	<i>AS</i>	<i>Abramski</i>						<i>Limelight</i>
		<i>Unite Here</i>				<i>Paroline</i>	<i>AMK</i>					

## Circuit Scorecard

### October Term 2013

	Number	Percent	Decided	Aff'd	Rev'd	Aff'd %	Rev'd %
CA1	4	5%	2	0	2	0%	100%
CA2	5	7%	3	2	1	67%	33%
CA3	1	1%					
CA4	2	3%					
CA5	7	10%	6	1	5	17%	83%
CA6	11	15%	9	2	7	22%	78%
CA7	4	5%	2	2	0	100%	0%
CA8	2	3%	2	0	2	0%	100%
CA9	11	15%	8	0	8	0%	100%
CA10	4	5%	2	0	2	0%	100%
CA11	3	4%	1	1	0	100%	0%
CA DC	4	5%	2	0	2	0%	100%
CA Fed	6	8%	3	0	3	0%	100%
State	8	11%	7	2	5	29%	71%
Dist. Court	1	1%	1	0	1	0%	100%
Original	-	-		N/A	N/A	N/A	N/A
	<b>73</b>	<b>100%</b>	<b>48</b>	<b>10</b>	<b>38</b>	<b>21%</b>	<b>79%</b>

### October Term 2014

	Number	Percent
CA1	-	-
CA2	1	6%
CA3	-	-
CA4	1	6%
CA5	1	6%
CA6	2	11%
CA7	-	-
CA8	4	22%
CA9	1	6%
CA10	1	6%
CA11	2	11%
CA DC	1	6%
CA Fed	2	11%
State	2	11%
Dist. Court	-	-
Original	-	-
	<b>18</b>	<b>100%</b>

## Circuit Scorecard

This chart features affirmance and reversal rates for each circuit and each Justice. The first number is the number of times a particular Justice voted to affirm a decision of the court below and the second number is the number of times that Justice voted to vacate or reverse the decision below.

	Roberts	Scalia	Kennedy	Thomas	Ginsburg	Breyer	Alito	Sotomayor	Kagan	Total Votes	Overall Decisions
CA1	0 - 2	0 - 2	1 - 1	0 - 2	0 - 2	0 - 2	1 - 1	1 - 1	0 - 2	3 - 15	0 - 2
CA2	2 - 1	2 - 1	2 - 1	2 - 1	3 - 0	3 - 0	2 - 1	3 - 0	3 - 0	22 - 5	2 - 1
CA3	0 - 0	0 - 0	0 - 0	0 - 0	0 - 0	0 - 0	0 - 0	0 - 0	0 - 0	0 - 0	0 - 0
CA4	0 - 0	0 - 0	0 - 0	0 - 0	0 - 0	0 - 0	0 - 0	0 - 0	0 - 0	0 - 0	0 - 0
CA5	2 - 4	2 - 4	0 - 6	2 - 4	1 - 5	1 - 5	0 - 6	2 - 4	1 - 5	11 - 43	1 - 5
CA6	2 - 7	1 - 8	2 - 7	1 - 8	3 - 6	3 - 6	1 - 8	4 - 5	2 - 5	19 - 60	2 - 7
CA7	2 - 0	2 - 0	2 - 0	2 - 0	2 - 0	2 - 0	2 - 0	2 - 0	2 - 0	18 - 0	2 - 0
CA8	0 - 2	0 - 2	0 - 2	0 - 2	0 - 2	0 - 2	0 - 2	0 - 2	0 - 2	0 - 18	0 - 2
CA9	1 - 7	0 - 8	1 - 7	0 - 8	0 - 8	1 - 7	0 - 8	0 - 8	0 - 8	3 - 69	0 - 8
CA10	0 - 2	0 - 2	0 - 2	1 - 1	0 - 2	0 - 2	1 - 1	1 - 1	0 - 2	3 - 15	0 - 2
CA11	0 - 1	1 - 0	1 - 0	1 - 0	1 - 0	0 - 1	1 - 0	0 - 1	1 - 0	6 - 3	1 - 0
CA DC	1 - 1	1 - 1	1 - 1	1 - 1	0 - 2	0 - 2	0 - 1	0 - 2	0 - 2	4 - 13	0 - 2
CA Fed.	0 - 3	0 - 3	0 - 3	0 - 3	0 - 3	0 - 3	0 - 3	0 - 3	0 - 3	0 - 27	0 - 3
State Ct.	3 - 4	2 - 5	2 - 5	3 - 4	0 - 7	2 - 5	3 - 4	0 - 7	0 - 7	15 - 48	2 - 5
Dist. Court	0 - 1	0 - 1	0 - 1	0 - 1	1 - 0	1 - 0	0 - 1	1 - 0	1 - 0	4 - 5	0 - 1
Original	0 - 0	0 - 0	0 - 0	0 - 0	0 - 0	0 - 0	0 - 0	0 - 0	0 - 0	0 - 0	0 - 0
	<b>13 - 35</b>	<b>11 - 37</b>	<b>12 - 36</b>	<b>13 - 35</b>	<b>11 - 37</b>	<b>13 - 35</b>	<b>11 - 36</b>	<b>14 - 34</b>	<b>10 - 36</b>	<b>108 - 321</b>	<b>10 - 38</b>

## Merits Cases by Vote Split

9-0 31 (65%)	8-1 1 (2%)	7-2 5 (10%)	6-3 5 (10%)	5-4 6 (13%)
Stanton v. Sims (PC)	Brandt v. U.S.	Chadbourne v. Troice	Fernandez v. California	McCutcheon v. FEC
Burt v. Titlow		BG Group v. Argentina	Kaley v. U.S.	Navarette v. California
Ford v. U.S. (PC)		Rosemond v. U.S.	Lawson v. FMR	Paroline v. U.S.
U.S. v. Woods		Schuetz v. Coalition to Defend (6-2)	White v. Woodall	Town of Greece v. Galloway
Atlantic Marine v. U.S. Dist. Ct.		EPA v. EME Homer City (6-2)	Petrella v. MGM	Hall v. Florida
Sprint v. Jacobs				Michigan v. Bay Mills
Kansas v. Cheever				
Heimeshoff v. Hartford Life Ins.				
Daimler AG v. Bauman				
Mississippi v. AU Optronics				
Ray Haluch Gravel v. Central Pension				
Medtronic v. Mirowski Ventures				
Burrage v. U.S.				
Sandifer v. U.S. Steel Corp.				
Air Wisconsin v. Hooper				
Hinton v. Alabama (PC)				
Walden v. Fiore				
U.S. v. Apel				
Law v. Siegel				
Lozano v. Alvarez				
Lexmark Int'l v. Static Control				
U.S. v. Quality Stores (8-0)				
U.S. v. Castleman				
Northwest v. Ginsberg				
Octane Fitness v. Icon Health				
Highmark v. Allcare				
Roberts v. U.S.				
Tolan v. Cotton (PC)				
Wood v. Moss				
Plumhoff v. Rickard				
Martinez v. Illinois (PC)				

Not Included Above		
<i>Cline v. Okla. Coalition</i>	Dismissed as Improvidently Granted	Before Arguments
<i>Unite Here v. Mulhall</i>	Dismissed as Improvidently Granted	After Arguments
<i>Madigan v. Levin</i>	Dismissed	After Arguments
<i>Mt. Holly v. Mt. Holly Gardens</i>	Dismissed	Before Arguments
<i>U.S. Forest Serv. v. Pac. Rivers Council</i>	Dismissed	Before Arguments
<i>UBS v. Union de Empleados de Muelles</i>	Dismissed	Before Arguments
<i>Burnside v. Walters</i>	Vacated and Remanded	Before Arguments

Past Terms					
	9-0	8-1	7-2	6-3	5-4
<b>OT08</b>	33%	5%	16%	16%	29%
<b>OT09</b>	46%	10%	15%	11%	18%
<b>OT10</b>	48%	13%	15%	5%	20%
<b>OT11</b>	44%	11%	8%	17%	20%
<b>OT12</b>	49%	5%	9%	8%	29%
<b>Avg.</b>	44%	9%	13%	11%	23%

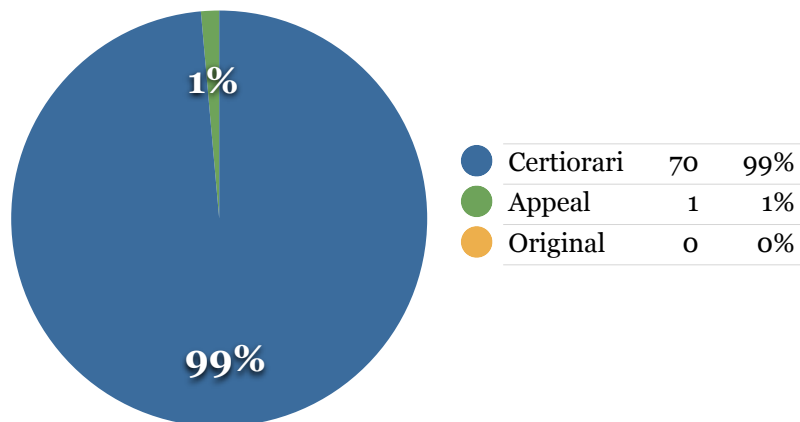
\* We treat cases with eight or fewer votes as if they were decided by the full Court. For example, we treat *United States v. Quality Stores*, which had only eight Justices voting, as a 9-0 case throughout much of this Stat Pack. For 8-0, 7-1, and 6-2 decisions, we simply assume that the recused Justice would have joined the majority. In cases that are decided 5-3, we would look at each case individually to decide whether it was more likely that the recused Justice would join the majority or the dissent. Our assumption that nine Justices voted in each case applies only to figures that treat each case as a whole, like the chart above, and not to figures that focus on the behavior of individual Justices, like our Justice Agreement charts. We have done our best to note where we assume a full Court and where we count only actual votes.

\*\* For cases that are decided by a 5-4 vote, we provide information about whether the majority was comprised of the most common conservative block (Roberts, Scalia, Kennedy, Thomas, and Alito), the most common liberal block (Kennedy, Ginsburg, Breyer, Sotomayor, and Kagan), or a more uncommon alignment. A conservative lineup is marked with a red square, a liberal lineup is marked with a blue square, and all others are marked with a yellow square.

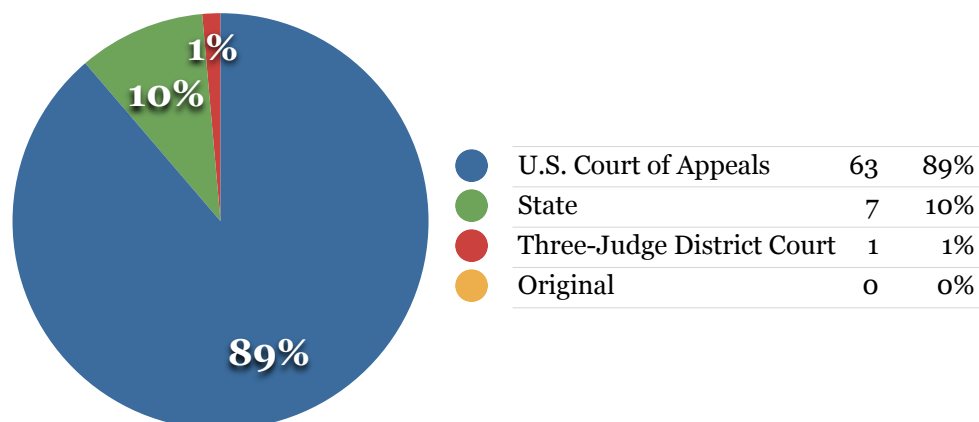
## Make-Up of the Merits Docket

The following charts depict different characteristics of the cases that were released with merits opinions or are expected to be disposed of with a merits opinion. These charts include information about cases disposed of with signed opinions, summary reversals, or those that were affirmed by an equally divided Court.

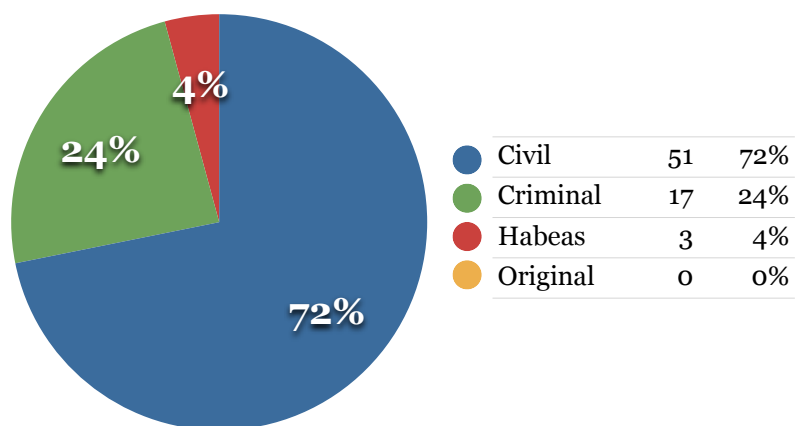
### Source of Jurisdiction



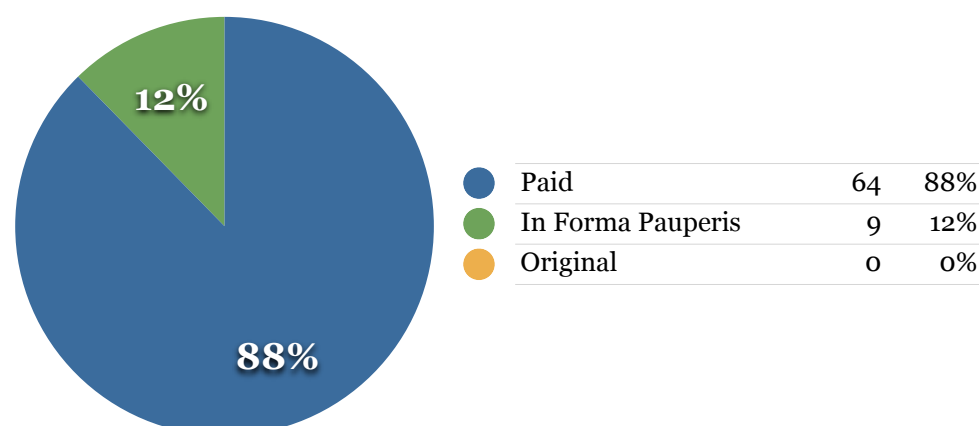
### Court Below



### Nature



### Docket\*



\* Technically, all paid and *in forma pauperis* cases have been on the same docket since 1971, with paid cases beginning each year with case number 1, and IFP cases beginning at number 5001. Accordingly, the first paid case of this Term was numbered 13-1 and the first IFP case was numbered 13-5001. Original cases remain on a separate docket and follow a separate numbering convention. For more information on the dockets, see EUGENE GRESSMAN ET AL., SUPREME COURT PRACTICE 55-56 (9th ed. 2007).

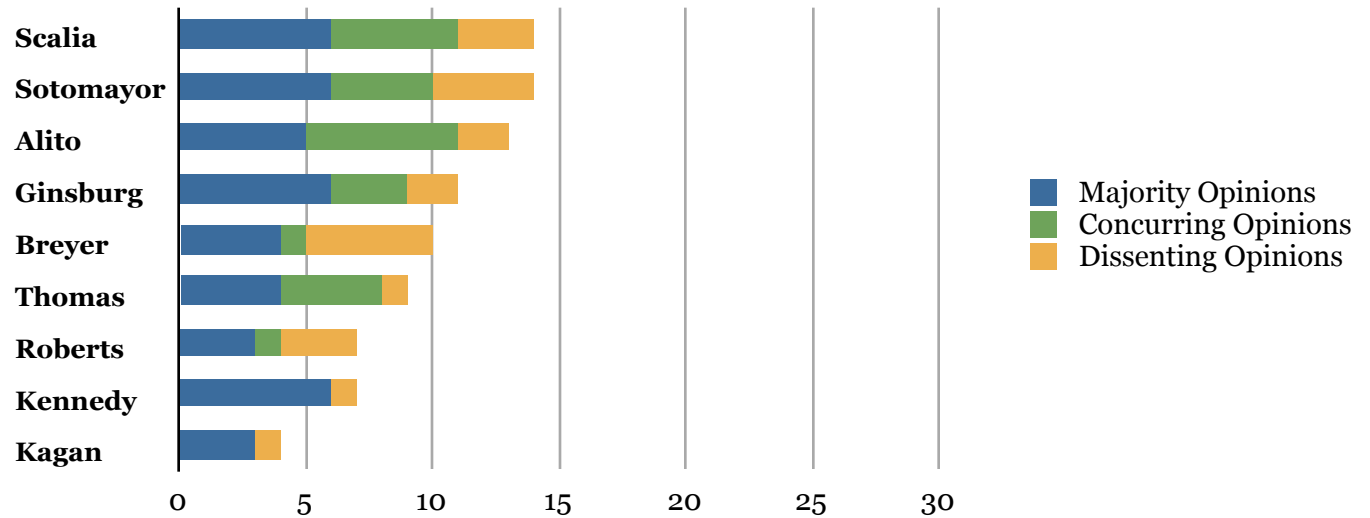
### Term Index

This chart includes a summary of the cases for the Term including (1) majority opinion author, (2) vote, (3) days between argument and opinion, (4) judgment, and (5) court below. For each sitting, the chart provides the number of majority opinions written by each Justice and the average number of days between argument and opinion for that Justice's majority opinions.

October												November												December											
1	<b>Trorce</b>	SGB	7-2	142d	A	CA5	JGR	1	176d	<b>Sandifer</b>	AS	9-0	84d	A	CA7	JGR	0	<b>BG Group</b>	SGB	7-2	93d	R	CADC	JGR	1	84d									
2	<b>Madigan</b>				-		AS	1	55d	<b>Walden</b>	CT	9-0	113d	R	CA9	AS	2	80d	<b>Bay Mills</b>	EK	5-4	176d	A	CA6	AS	2	123d								
3	<b>McCutcheon</b>	JGR	5-4	176d	R	USDC	AMK	1	189d	<b>Bond</b>					CA3	AMK	1	180d	<b>Northwest</b>	SAA	9-0	120d	R	CA9	AMK	1	37d								
4	<b>Burt</b>	SAA	9-0	28d	R	CA6	CT	1	62d	<b>Sprint</b>					CA8	CT	1	113d	<b>Lexmark Int'l</b>	AS	9-0	112d	A	CA6	CT	1	84d								
5	<b>Woods</b>	AS	9-0	55d	R	CA5	RBG	1	91d	<b>Medtronic</b>	SGB	9-0	78d	R	CAFC	RBG	2	74d	<b>Apel</b>	JGR	9-0	84d	R	CA9	RBG	1	140d								
6	<b>Atlantic Marine</b>	SAA	9-0	55d	R	CA5	SGB	1	142d	<b>Town of Greece</b>	AMK	5-4	180d	R	CA2	SGB	1	78d	<b>Air Wisconsin</b>	SMS	9-0	49d	R	ST	SGB	1	93d								
7	<b>Schuetz</b>	AMK	6-2	189d	R	CA6	SAA	2	42d	<b>AU Optronics</b>	SMS	9-0	69d	R	CA5	SAA	1	104d	<b>Ray Haluch</b>	AMK	9-0	37d	R	CA1	SAA	1	120d								
8	<b>Heimeshoff</b>	CT	9-0	62d	A	CA2	SMS	1	56d	<b>Burrage</b>	AS	9-0	76d	R	CA8	SMS	1	69d	<b>Mayorkas</b>					CA9	SMS	1	49d								
9	<b>Daimler AG</b>	RBG	9-0	91d	R	CA9	EK	1	132d	<b>Lawson</b>	RBG	6-3	112d	R	CA1	EK	1	113d	<b>EME Homer</b>	RBG	6-2	140d	R	CADC	EK	1	176d								
10	<b>Cheever</b>	SMS	9-0	56d	R	ST	Total	11		<b>Rosemond</b>	EK	7-2	113d	R	CA10	Total	11		<b>Lozano</b>	CT	9-0	84d	A	CA2	Total	10									
11	<b>Kaley</b>	EK	6-3	132d	A	CA11	Expect.	11		<b>Fernandez</b>	SAA	6-3	104d	A	ST	Expect.	12		<b>Woodall</b>	AS	6-3	133d	R	CA6	Expect.	11									
12							Avg.	99d		<b>Unite Here</b>				-		Avg.	96d								Avg.	103d									
January												February												March											
1	<b>Law</b>	AS	9-0	50d	R	CA9	JGR	1	55d	<b>Utility Air</b>					CADC	JGR	0	<b>Clark</b>					CA7	JGR	0										
2	<b>Noel Canning</b>					CADC	AS	1	50d	<b>Robers</b>	SGB	9-0	69d	A	CA7	AS	0	<b>Hobby Lobby</b>					CA10	AS	0										
3	<b>Exec. Benefits</b>					CA9	AMK	2	81d	<b>Highmark</b>	SMS	9-0	62d	R	CAFC	AMK	1	85d	<b>Wood</b>	RBG	9-0	62d	R	CA9	AMK	0									
4	<b>Brandt</b>	JGR	8-1	55d	R	CA10	CT	1	91d	<b>Octane</b>	SMS	9-0	62d	R	CAFC	CT	0	<b>Alice Corp.</b>					CAFC	CT	0										
5	<b>Quality Stores</b>	AMK	8-0	70d	R	CA6	RBG	1	118d	<b>Hall</b>	AMK	5-4	85d	R	ST	RBG	0	<b>Loughrin</b>					CA10	RBG	1	62d									
6	<b>Castleman</b>	SMS	9-0	70d	R	CA6	SGB	0		<b>Plumhoff</b>	SAA	9-0	84d	R	CA6	SGB	1	69d	<b>Fifth Third</b>					CA6	SGB	0									
7	<b>McCullen</b>					CA1	SAA	0		<b>Halliburton</b>					CA5	SAA	1	84d						SAA	0										
8	<b>Harris</b>					CA7	SMS	1	70d							SMS	2	62d						SMS	0										
9	<b>Petrella</b>	RBG	6-3	118d	R	CA9	EK	0								EK	0							EK	0										
10	<b>Navarete</b>	CT	5-4	91d	A	ST	Total	7								Total	5							Total	1										
11	<b>Abramski</b>					CA4	Expect.	12								Expect.	7							Expect.	6										
12	<b>Paroline</b>	AMK	5-4	91d	R	CA5	Avg.	78d								Avg.	72d							Avg.	62d										
April												Summary Reversal												Total											
1	<b>POM</b>					CA9	JGR	0		<b>Stanton</b>	PC	9-0	-	R	CA9			<b>Roberts</b>	3	105d			Cases Dismissed	2											
2	<b>NML Capital</b>					CA2	AS	0		<b>Ford</b>	PC	9-0	-	R	CA6			<b>Scalia</b>	6	85d															
3	<b>SBA List</b>					CA6	AMK	0		<b>Hinton</b>	PC	9-0	-	R	ST			<b>Kennedy</b>	6	109d															
4	<b>Aereo</b>					CA2	CT	0		<b>Tolan</b>	PC	9-0	-	R	CA5			<b>Thomas</b>	4	88d															
5	<b>Clarke</b>					CA11	RBG	0		<b>Martinez</b>	PC	9-0	-	R	ST			<b>Ginsburg</b>	6	93d															
6	<b>CTS</b>					CA4	SGB	0										<b>Breyer</b>	4	96d															
7	<b>Nautilus</b>					CAFC	SAA	0										<b>Alito</b>	5	78d															
8	<b>Franks</b>					CA11	SMS	0										<b>Sotomayor</b>	6	61d															
9	<b>Riley</b>					ST	EK	0										<b>Kagan</b>	3	140d															
10	<b>Wurie</b>					CA1	Total	0										<b>Summary Rev.</b>	5																
11	<b>Limelight</b>					CAFC	Expect.	11										Cases Disposed	50																
12							Avg.	-										Expected	75																
13																		Percent Decided	67%																
14																		Average Time	92d																

## Total Opinion Authorship

	Total Opinions	Majority Opinions	Concurring Opinions	Dissenting Opinions
<b>Roberts</b>	7	3	1	3
<b>Scalia</b>	14	6	5	3
<b>Kennedy</b>	7	6	-	1
<b>Thomas</b>	9	4	4	1
<b>Ginsburg</b>	11	6	3	2
<b>Breyer</b>	10	4	1	5
<b>Alito</b>	13	5	6	2
<b>Sotomayor</b>	14	6	4	4
<b>Kagan</b>	4	3	-	1
<b>Per Curiam</b>	5	5	-	-
	<b>94</b>	<b>48</b>	<b>24</b>	<b>22</b>



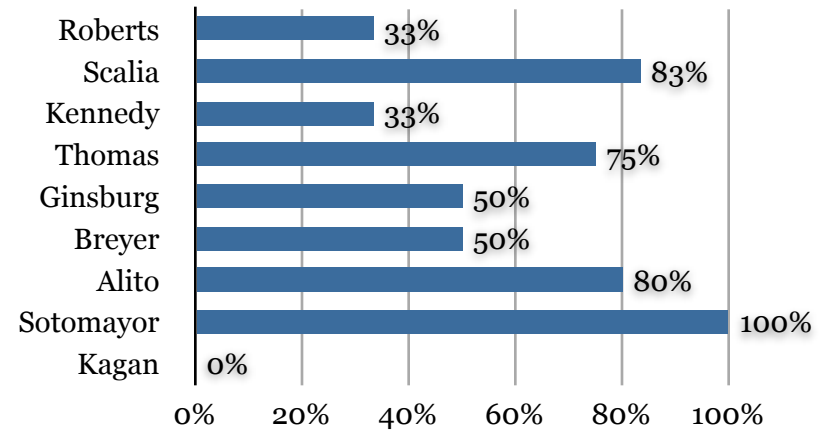


## Majority Opinion Authorship

### Majority Opinions Authored

	Total	9-0	8-1	7-2	6-3	5-4	Average Strength of the Majority*
Roberts	3	1	1	-	-	1	7.3
Scalia	6	5	-	-	1	-	8.5
Kennedy	6	2	-	1	-	3	6.7
Thomas	4	3	-	-	-	1	8.0
Ginsburg	6	3	-	1	2	-	7.7
Breyer	4	2	-	2	-	-	8.0
Alito	5	4	-	-	1	-	8.4
Sotomayor	6	6	-	-	-	-	9.0
Kagan	3	-	-	1	1	1	6.0
	<b>43</b>	<b>26</b>	<b>1</b>	<b>5</b>	<b>5</b>	<b>6</b>	<b>8.0</b>

### Percentage of Majority Opinions Decided with Unanimous Judgment



### Authorship as a Percentage of Similar Opinions

	9-0	8-1	7-2	6-3	5-4
Roberts	4%	100%	-	-	17%
Scalia	19%	-	-	20%	-
Kennedy	8%	-	20%	-	50%
Thomas	12%	-	-	-	17%
Ginsburg	12%	-	20%	40%	-
Breyer	8%	-	40%	-	-
Alito	15%	-	-	20%	-
Sotomayor	23%	-	-	-	-
Kagan	-	-	20%	20%	17%
	<b>100% (26)</b>	<b>100% (1)</b>	<b>100% (5)</b>	<b>100% (5)</b>	<b>100% (6)</b>

### Days Between Argument and Opinion

Majority Opinion Author	Days
Sotomayor	61d
Alito	78d
Scalia	85d
Thomas	88d
Ginsburg	93d
Breyer	96d
Roberts	105d
Kennedy	109d
Kagan	140d
	<b>106d</b>

## Frequency in the Majority

The following charts measure how frequently each Justice has voted with the majority during October Term 2013. The charts include summary reversals but do not include cases that were dismissed.

### All Cases

Justice	Votes	Frequency in Majority	OT12	OT11	OT10	OT09	OT08	OT07	
Kennedy	48	44	92%	91%	93%	94%	91%	92%	86%
Kagan	46	42	91%	81%	82%	81%	-	-	-
Roberts	48	43	90%	86%	92%	91%	91%	81%	90%
Scalia	48	43	90%	78%	82%	86%	87%	84%	81%
Thomas	48	43	90%	79%	86%	88%	83%	81%	75%
Breyer	48	43	90%	83%	76%	79%	78%	75%	79%
Alito	47	42	89%	79%	83%	86%	87%	81%	82%
Ginsburg	48	41	85%	79%	70%	74%	80%	70%	75%
Sotomayor	48	38	79%	79%	80%	81%	84%	-	-

### Divided Cases

Justice	Votes	Frequency in Majority	OT12	OT11	OT10	OT09	OT08	OT07	
Kennedy	17	13	76%	83%	88%	88%	83%	89%	79%
Kagan	16	12	75%	63%	67%	67%	-	-	-
Roberts	17	12	71%	73%	86%	83%	83%	72%	73%
Scalia	17	12	71%	58%	67%	74%	76%	76%	65%
Thomas	17	12	71%	60%	74%	76%	67%	72%	85%
Breyer	17	12	71%	67%	57%	60%	58%	62%	68%
Alito	16	11	69%	59%	69%	74%	76%	72%	75%
Ginsburg	17	10	59%	60%	45%	50%	63%	55%	65%
Sotomayor	17	7	41%	59%	64%	64%	69%	-	-

### Justice Agreement - All Cases

	Scalia	Kennedy	Thomas	Ginsburg	Breyer	Alito	Sotomayor	Kagan	Total
<b>Roberts</b>	33 69%	42 88%	34 71%	31 65%	39 81%	32 68%	28 58%	36 78%	48
	40 83%	43 90%	39 81%	34 71%	41 85%	38 81%	34 71%	37 80%	
	42 88%	43 90%	42 88%	36 75%	42 88%	39 83%	37 77%	37 80%	
	6 13%	5 10%	6 13%	12 25%	6 13%	8 17%	11 23%	9 20%	
<b>Scalia</b>		31 65%	38 79%	28 58%	28 58%	32 68%	23 48%	34 74%	48
		37 77%	44 92%	37 77%	36 75%	40 85%	33 69%	38 83%	
		39 81%	46 96%	40 83%	38 79%	42 89%	37 77%	39 85%	
		9 19%	2 4%	8 17%	10 21%	5 11%	11 23%	7 15%	
<b>Kennedy</b>			33 69%	32 67%	38 79%	36 77%	28 58%	37 80%	48
			36 75%	35 73%	40 83%	41 87%	34 71%	38 83%	
			39 81%	37 77%	41 85%	42 89%	36 75%	38 83%	
			9 19%	11 23%	7 15%	5 11%	12 25%	8 17%	
<b>Thomas</b>				28 58%	30 63%	35 74%	23 48%	34 74%	48
				35 73%	36 75%	42 89%	31 65%	36 78%	
				38 79%	38 79%	44 94%	35 73%	37 80%	
				10 21%	10 21%	3 6%	13 27%	9 20%	
<b>Ginsburg</b>					35 73%	28 60%	37 77%	38 83%	48
					40 83%	34 72%	41 85%	42 91%	
					42 88%	37 79%	43 90%	44 96%	
					6 13%	10 21%	5 10%	2 4%	
<b>Breyer</b>						31 66%	31 65%	37 80%	48
						35 74%	39 81%	41 89%	
						37 79%	41 85%	41 89%	
						10 21%	7 15%	5 11%	
<b>Alito</b>							25 53%	30 67%	48
							31 66%	35 78%	
							34 72%	36 80%	
							13 28%	9 20%	
<b>Sotomayor</b>								31 67%	48
								39 85%	
								41 89%	
								5 11%	
<b>Kagan</b>									46

Key
Fully Agree
Agree in Full or Part
Agree in Full, Part, or Judgment Only
Disagree in Judgment

### Justice Agreement - Non-Unanimous Cases

	Scalia	Kennedy	Thomas	Ginsburg	Breyer	Alito	Sotomayor	Kagan	Total
<b>Roberts</b>	6 35%	11 65%	5 29%	5 29%	10 59%	6 38%	4 24%	7 44%	17
	10 59%	12 71%	9 53%	5 29%	10 59%	8 50%	5 29%	7 44%	
	11 65%	12 71%	11 65%	5 29%	11 65%	8 50%	6 35%	7 44%	
	6 35%	5 29%	6 35%	12 71%	6 35%	8 50%	11 65%	9 56%	
<b>Scalia</b>		4 24%	10 59%	6 35%	3 18%	7 44%	3 18%	7 44%	17
		7 41%	14 82%	9 53%	6 35%	10 63%	5 29%	9 56%	
		8 47%	15 88%	9 53%	7 41%	11 69%	6 35%	9 56%	
		9 53%	2 12%	8 47%	10 59%	5 31%	11 65%	7 44%	
<b>Kennedy</b>			4 24%	6 35%	9 53%	10 63%	4 24%	8 50%	17
			6 35%	6 35%	9 53%	11 69%	5 29%	8 50%	
			8 47%	6 35%	10 59%	11 69%	5 29%	8 50%	
			9 53%	11 65%	7 41%	5 31%	12 71%	8 50%	
<b>Thomas</b>				4 24%	3 18%	9 56%	1 6%	5 31%	17
				7 41%	6 35%	11 69%	3 18%	7 44%	
				7 41%	7 41%	13 81%	4 24%	7 44%	
				10 59%	10 59%	3 19%	13 76%	9 56%	
<b>Ginsburg</b>					10 59%	5 31%	11 65%	14 88%	17
					11 65%	6 38%	12 71%	14 88%	
					11 65%	6 38%	12 71%	14 88%	
					6 35%	10 63%	5 29%	2 13%	
<b>Breyer</b>						5 31%	7 41%	10 63%	17
						5 31%	10 59%	11 69%	
						6 38%	10 59%	11 69%	
						10 63%	7 41%	5 31%	
<b>Alito</b>							2 13%	6 40%	17
							3 19%	6 40%	
							3 19%	6 40%	
							13 81%	9 60%	
<b>Sotomayor</b>								9 56%	17
								11 69%	
								11 69%	
								5 31%	
<b>Kagan</b>									<b>16</b>

Key
Fully Agree
Agree in Full or Part
Agree in Full, Part, or Judgment Only
Disagree in Judgment

## Time Between Cert. Grant And Oral Argument

The following charts address the number of days between when the Court grants certiorari (or otherwise decides that a case should be argued), and when it hears oral argument in a given case. The typical briefing schedule outlined in the Court’s rules allows for 112 days between argument and opinion. The Court typically seeks to avoid compressing the briefing schedule.

Argued	Avg. Days
<b>October</b>	211d
<b>November</b>	197d
<b>December</b>	175d
<b>January</b>	149d
<b>February</b>	130d
<b>March</b>	115d
<b>April</b>	103d
<b>Overall</b>	159d

<b>Average</b>	<b>159d</b>
<b>Median</b>	<b>168d</b>
<b>St. Dev.</b>	<b>49d</b>

<b>Shortest</b>	<i>Abramski</i>	99d
<b>Longest</b>	<i>Bond</i>	291d

### Averages

<b>OT03</b>	172d
<b>OT04</b>	167d
<b>OT05</b>	165d
<b>OT06</b>	131d
<b>OT07</b>	134d
<b>OT08</b>	167d
<b>OT09</b>	168d
<b>OT10</b>	153d
<b>OT11</b>	160d
<b>OT12</b>	141d
<b>OT13</b>	<b>159d</b>

	Rank		Days	Granted	Argued
<b>Shortest</b>	1	<i>Abramski v. U.S.</i>	99d	Oct 15, 2013	Jan 22, 2014
	2	<i>Lane v. Franks</i>	101d	Jan 17, 2014	Apr 28, 2014
	2	<i>Argentina v. NML Capital</i>	101d	Jan 10, 2014	Apr 21, 2014
	2	<i>POM v. Coca-Cola</i>	101d	Jan 10, 2014	Apr 21, 2014
	5	<i>U.S. v. Wurie</i>	102d	Jan 17, 2014	Apr 29, 2014
	5	<i>Riley v. California</i>	102d	Jan 17, 2014	Apr 29, 2014
	5	<i>ABC v. Aereo</i>	102d	Jan 10, 2014	Apr 22, 2014
	5	<i>SBA List v. Driehaus</i>	102d	Jan 10, 2014	Apr 22, 2014
	9	<i>CTS v. Waldberger</i>	103d	Jan 10, 2014	Apr 23, 2014
9	<i>U.S. v. Clarke</i>	103d	Jan 10, 2014	Apr 23, 2014	

	Rank		Days	Granted	Argued
<b>Longest</b>	1	<i>Bond v. United States</i>	291d	Jan 18, 2013	Nov 5, 2013
	2	<i>Chadbourne v. Troice</i>	262d	Jan 18, 2013	Oct 7, 2013
	3	<i>Sandifer v. U.S. Steel Corp.</i>	258d	Feb 19, 2013	Nov 4, 2013
	4	<i>Walden v. Fiore</i>	245d	Mar 4, 2013	Nov 4, 2013
	5	<i>Kansas v. Cheever</i>	233d	Feb 25, 2013	Oct 16, 2013
	6	<i>McCutcheon v. FEC</i>	231d	Feb 19, 2013	Oct 8, 2013
	7	<i>Burt v. Titlow</i>	225d	Feb 25, 2013	Oct 8, 2013
	8	<i>Kaley v. U.S.</i>	212d	Mar 18, 2013	Oct 16, 2013
	9	<i>Law v. Siegel</i>	210d	Jun 17, 2013	Jan 13, 2014
	10	<i>Paroline v. U.S.</i>	209d	Jun 27, 2013	Jan 22, 2014

	Less than 100 days	100-124	125-149	150-174	175-199	200-224	225-249	More than 250
<b>OT11</b>	1	11	20	18	11	1	2	5
<b>OT12</b>	5	32	12	12	4	4	1	4
<b>OT13</b>	1	25	6	9	13	9	4	3

\* In cases that are on appeal to the Supreme Court, rather than on petition for writ of certiorari, the Court will rule on a statement of jurisdiction rather than on a cert. petition. Our charts treat those cases identically to those decided on cert. petitions, and the “Grant Date” indicates when the Court noted probable jurisdiction or postponed the determination of jurisdiction.

## Time Between Oral Argument and Opinion

The following charts address the time it takes for the Court to release opinions following oral argument. The Court has thus far released forty-three signed opinions after argument during October Term 2013.

Argued	Avg.	Total	Remain
October	99d	11	-
November	96d	12	1
December	103d	11	1
January	78d	12	5
February	72d	7	2
March	62d	6	5
April	-	11	11
<b>Overall</b>	<b>92d</b>	<b>70</b>	<b>25</b>

<b>Average</b>	<b>92d</b>
<b>Median</b>	<b>84d</b>
<b>St. Dev.</b>	<b>40d</b>

<b>Shortest</b>	<i>Burt</i>	28d
<b>Longest</b>	<i>Schuetzte</i>	189d

### Averages

OT03	82d
OT04	91d
OT05	79d
OT06	96d
OT07	94d
OT08	94d
OT09	109d
OT10	106d
OT11	97d
OT12	95d
OT13	<b>92d</b>

	Rank		Author	Vote	Argued	Decided	
<b>Shortest</b>	1	<i>Burt v. Titlow</i>	28d	Alito	9-0	Oct 8, 2013	Nov 5, 2013
	2	<i>Sprint v. Jacobs</i>	35d	Ginsburg	9-0	Nov 5, 2013	Dec 10, 2013
	3	<i>Ray Haluch Gravel v. Central Pension</i>	37d	Kennedy	9-0	Dec 9, 2013	Jan 15, 2014
	4	<i>Air Wisconsin v. Hoeper</i>	49d	Sotomayor	9-0	Dec 9, 2013	Jan 27, 2014
	5	<i>Law v. Siegel</i>	50d	Scalia	9-0	Jan 13, 2014	Mar 4, 2014
	6	<i>Brandt v. U.S.</i>	55d	Roberts	8-1	Jan 14, 2014	Mar 10, 2014
	6	<i>Atlantic Marine v. U.S. Dist. Ct.</i>	55d	Alito	9-0	Oct 9, 2013	Dec 3, 2013
	6	<i>U.S. v. Woods</i>	55d	Scalia	9-0	Oct 9, 2013	Dec 3, 2013
	9	<i>Kansas v. Cheever</i>	56d	Sotomayor	9-0	Oct 16, 2013	Dec 11, 2013
	10	<i>Wood v. Moss</i>	62d	Ginsburg	9-0	Mar 26, 2014	May 27, 2014

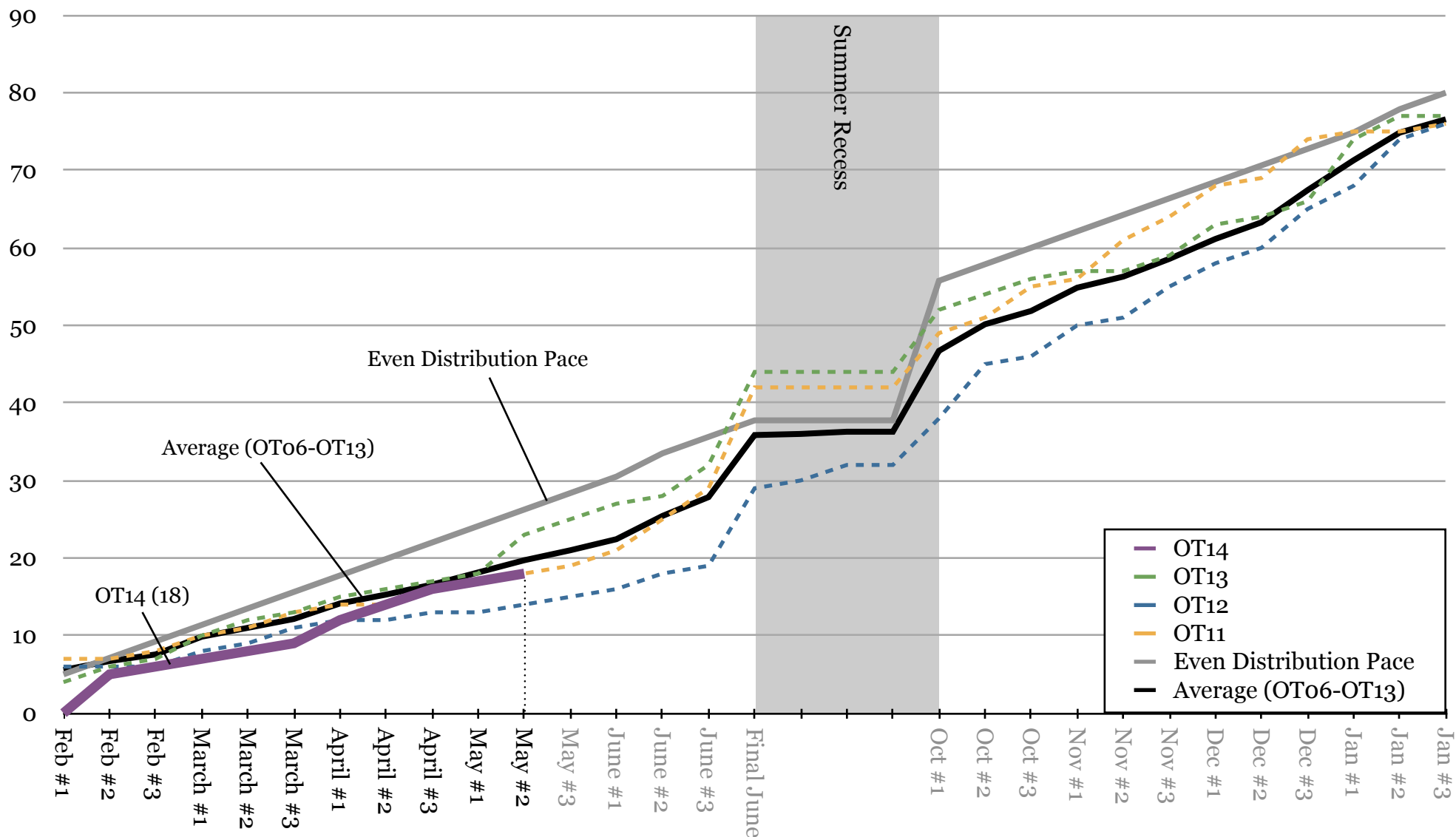
	Rank		Author	Vote	Argued	Decided	
<b>Longest</b>	1	<i>Schuetzte v. Coalition to Defend</i>	189d	Kennedy	6-2	Oct 15, 2013	Apr 22, 2014
	2	<i>Town of Greece v. Galloway</i>	180d	Kennedy	5-4	Nov 6, 2013	May 5, 2014
	3	<i>McCutcheon v. FEC</i>	176d	Roberts	5-4	Oct 8, 2013	Apr 2, 2014
	3	<i>Michigan v. Bay Mills</i>	176d	Kagan	5-4	Dec 2, 2013	May 27, 2014
	5	<i>Chadbourne v. Troice</i>	142d	Breyer	7-2	Oct 7, 2013	Feb 26, 2014
	6	<i>EPA v. EME Homer City</i>	140d	Ginsburg	6-2	Dec 10, 2013	Apr 29, 2014
	7	<i>White v. Woodall</i>	133d	Scalia	6-3	Dec 11, 2013	Apr 23, 2014
	8	<i>Kaley v. U.S.</i>	132d	Kagan	6-3	Oct 16, 2013	Feb 25, 2014
	9	<i>Northwest v. Ginsberg</i>	120d	Alito	9-0	Dec 3, 2013	Apr 2, 2014
	10	<i>Petrella v. MGM</i>	118d	Ginsburg	6-3	Jan 21, 2014	May 19, 2014

	Less than 30 days	30-59	60-89	90-119	120-149	150-179	180-209	210-239	More than 240
OT11	2	5	19	24	8	6	1	0	0
OT12	1	15	21	20	8	4	2	1	1
OT13	1	8	15	10	5	2	2	0	0

	9-0	8-1	7-2	6-3	5-4
OT13	70d	55d	135d	120d	133d

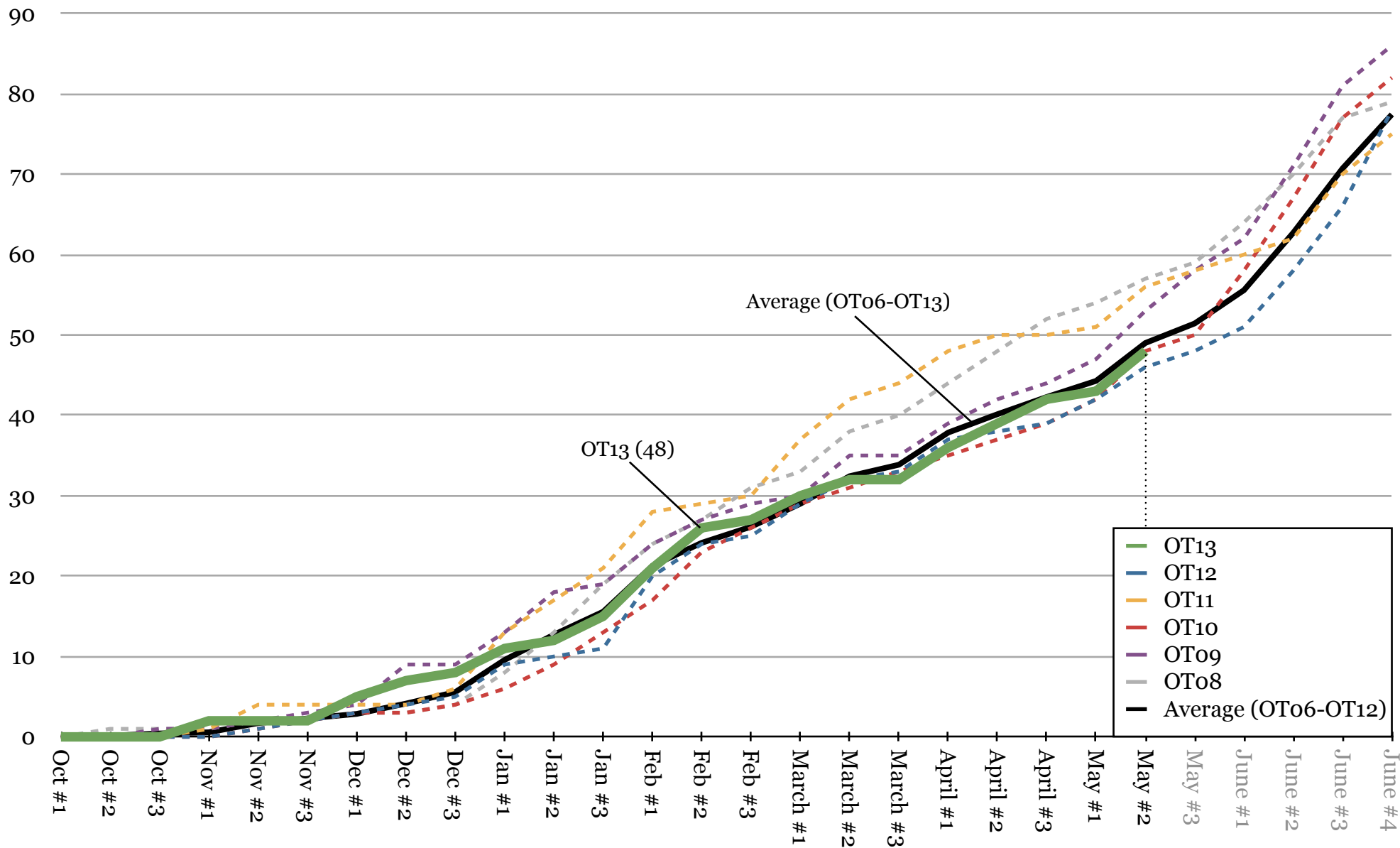
## Pace of Grants

The following chart plots the pace at which the Court fills its merits docket for a given Term. Each date marker represents the conference within a given sitting. For instance, Feb #3 is the third February conference, which, for OT13, took place on March 7, 2013. Categorizing grants by their conference within a given sitting ensures more accurate cross-Term comparisons.



## Pace of Opinions

The following chart plots the pace at which the Court releases merits opinions throughout the Term, beginning in October and ending in June. This chart includes both opinions released after full briefing and summary reversals. Here, as in the Pace of Grants chart, cases are categorized by their release within a given sitting, rather than by calendar month. For example, the opinion for Feb #3 of OT13 was actually released on March 10, 2014.





### Grants Per Conference (OT03-Present)

	OT03	OT04	OT05	OT06	OT07	OT08	OT09	OT10	OT11	OT12	OT13	OT14	Average (OT03- OT13)	Range (OT03- OT13)	Calendar Weeks Covered	Grants Per Weeks Covered (OT03-OT13)	
Feb #1	5	10	3	4	2	8	9	3	7	6	4	0	5.5	8.3	2 - 10	4	1.4
Feb #2	1	2	4	0	3	3	1	1	0	0	2	5	1.5		0 - 4	1	1.5
Feb #3	4	0	2	1	0	0	1	3	1	0	1	1	1.2		0 - 4	1	1.2
March #1	1	2	0	0	0	8	0	4	2	2	3	1	2.0	4.4	0 - 8	2	1.0
March #2	0	3	1	1	2	2	1	0	1	1	2	1	1.3		0 - 3	1	1.3
March #3	0	2	1	1	0	2	1	0	2	2	1	1	1.1		0 - 2	1	1.1
April #1	5	1	3	3	0	2	3	4	1	1	2	3	2.3	5.1	0 - 5	2	1.1
April #2	2	1	5	0	1	2	3	2	0	0	1	2	1.5		0 - 5	1	1.5
April #3	2	0	2	1	1	0	4	0	2	1	1	2	1.3		0 - 4	1	1.3
May #1	3	0	2	4	0	1	4	1	1	0	1	1	1.5	4.8	0 - 4	2	0.8
May #2	3	3	1	0	3	0	1	5	1	1	5	1	2.1		0 - 5	1	2.1
May #3	0	1	1	1	4	0	1	1	1	1	2		1.2		0 - 4	1	1.2
June #1	0	1	1	4	1	0	2	0	2	1	2		1.3	14.7	0 - 4	1	1.3
June #2	3	3	1	1	3	3	4	4	4	2	1		2.6		1 - 4	1	2.6
June #3	2	2	2	2	1	3	3	3	4	1	4		2.5		1 - 4	1	2.5
Final June	8	9	7	5	5	9	7	7	13	10	12		8.4		5 - 13	1	8.4
Oct #1	10	8	11	9	17	10	11	13	7	9	8		10.3	15.9	7 - 17	13	0.8
Oct #2	8	7	3	2	0	1	5	7	2	7	2		4.0		0 - 8	2	2.0
Oct #3	2	1	1	1	2	1	2	1	4	1	2		1.6		1 - 4	1	1.6
Nov #1	3	2	4	4	2	2	3	5	1	4	1		2.8	6.0	1 - 5	2	1.4
Nov #2	2	0	3	2	1	1	0	0	5	1	0		1.4		0 - 5	1	1.4
Nov #3	0	0	2	0	1	5	1	2	3	4	2		1.8		0 - 5	1	1.8
Dec #1	6	1	3	0	3	2	3	3	4	3	4		2.9	8.4	0 - 6	1	2.9
Dec #2	1	1	2	3	3	2	2	2	1	2	1		1.8		1 - 3	2	0.9
Dec #3	3	4	2	5	6	2	3	3	5	5	2		3.6		2 - 6	1	3.6
Jan #1	2	9	6	7	6	4	1	5	1	3	8		4.7	8.7	1 - 9	4	1.2
Jan #2	0	2	1	4	4	6	5	0	0	6	3		2.8		0 - 6	1	2.8
Jan #3	0	0	1	7	2	0	0	0	1	2	0		1.2		0 - 7	1	1.2
<b>Total</b>	76	75	75	72	73	79	81	79	76	76	77	18	76.3	76.3	72 - 81	52	

### Opinions Per Week (OT06-Present)

	OT06	OT07	OT08	OT09	OT10	OT11	OT12	OT13	Average (OT06-OT12)		Range (OT06-OT12)
<b>Oct #1</b>	0	0	0	0	0	0	0	0	0.0	0.4	0 - 0
<b>Oct #2</b>	0	0	1	0	0	0	0	0	0.1		0 - 1
<b>Oct #3</b>	1	0	0	1	0	0	0	0	0.3		0 - 1
<b>Nov #1</b>	0	0	0	0	0	1	0	2	0.1	1.9	0 - 1
<b>Nov #2</b>	0	1	1	1	1	3	1	0	1.1		0 - 3
<b>Nov #3</b>	1	0	0	1	1	0	1	0	0.6		0 - 1
<b>Dec #1</b>	0	0	1	1	1	0	1	3	0.6	3.3	0 - 1
<b>Dec #2</b>	1	2	0	5	0	0	1	2	1.3		0 - 5
<b>Dec #3</b>	2	3	1	0	1	2	1	1	1.4		0 - 3
<b>Jan #1</b>	4	3	4	4	2	7	4	3	4.0	10.0	2 - 7
<b>Jan #2</b>	1	3	5	5	3	4	1	1	3.1		1 - 5
<b>Jan #3</b>	3	1	6	1	4	4	1	3	2.9		1 - 6
<b>Feb #1</b>	5	5	5	5	4	7	9	6	5.7	10.6	4 - 9
<b>Feb #2</b>	1	2	3	3	6	1	4	5	2.9		1 - 6
<b>Feb #3</b>	2	1	4	2	3	1	1	1	2.0		1 - 4
<b>March #1</b>	1	2	2	1	3	7	4	3	2.9	7.7	1 - 7
<b>March #2</b>	2	2	5	5	2	5	3	2	3.4		2 - 5
<b>March #3</b>	2	1	2	0	2	2	1	0	1.4		0 - 2
<b>April #1</b>	5	5	4	4	2	4	4	4	4.0	8.4	2 - 5
<b>April #2</b>	3	1	4	3	2	2	1	3	2.3		1 - 4
<b>April #3</b>	5	1	4	2	2	0	1	3	2.1		0 - 5
<b>May #1</b>	1	1	2	3	3	1	3	1	2.0	9.1	1 - 3
<b>May #2</b>	5	4	3	6	6	5	4	5	4.7		3 - 6
<b>May #3</b>	1	3	2	5	2	2	2		2.4		1 - 5
<b>June #1</b>	4	3	5	4	8	2	3		4.1	26.0	2 - 8
<b>June #2</b>	8	9	6	9	9	2	7		7.1		2 - 9
<b>June #3</b>	6	7	7	10	10	8	8		8.0		6 - 10
<b>June #4</b>	8	10	2	5	5	5	12		6.7		2 - 12
<b>Total</b>	72	70	79	86	82	75	78	48	77.4	77.4	70 - 86

## Oral Argument - Advocates

### Overview

	OT10	OT11	OT12	OT13
Number of different advocates	143	118	120	121
Number of total appearances	196	182	193	185

Appearances by Advocates Who...	OT10	OT11	OT12	OT13
...Are from the Office of the Solicitor General	57 (29%)	58 (32%)	64 (33%)	61 (33%)
...Have experience in the Office of the Solicitor General	<i>Not Available</i>	<i>Not Available</i>	<i>Not Available</i>	85 (47%)
...Have argued at least twice during the Term	81 (41%)	98 (54%)	104 (54%)	96 (52%)
...Are “expert” Supreme Court litigators*	<i>Not Available</i>	<i>Not Available</i>	137 (71%)	131 (71%)
...Are based in Washington, D.C.**	106 (54%)	122 (67%)	125 (65%)	119 (64%)
...Are female	33 (17%)	27 (15%)	33 (17%)	28 (15%)
...Are female and not from the Office of the Solicitor General***	19 (14%)	14 (11%)	17 (13%)	11 (9%)

### Most Popular Advocate Origins

State	Total
Washington, D.C.	119
California	9
New York	8
Michigan	7
Texas	5

### Most Popular Supreme Court Clerkships

Clerkship	Appearances	Advocates
Antonin Scalia	17	9
William Brennan	13	4
Stephen Breyer	12	5
John Paul Stevens	10	4
Ruth Bader Ginsburg	7	3

### Most Popular Law Schools

Law School	Appearances	Advocates
Harvard	38	26
Yale	30	15
Chicago	14	9
Stanford	9	6
George Washington	7	5

\* We adopt Richard Lazarus’s definition of an “expert” Supreme Court litigator: one who has argued five or more times before the Supreme Court or works in an office where lawyers have collectively argued more than ten times. See Richard J. Lazarus, *Advocacy Matters Before and Within the Supreme Court: Transforming the Court by Transforming the Bar*, 97 GEO. L.J. 1487, 1490 n.17 (2008).

\*\* An advocate’s “origin” is simply the state of origin listed for an advocate on the Court’s monthly hearing lists. If attorneys from the Office of the Solicitor General are omitted, lawyers based in Washington, D.C., have appeared fifty times during OT13.

\*\*\* The percentage figures for this category omit all advocates from the Office of the Solicitor General. As such, they demonstrate the percentage of female advocates from positions other than those within the Office of the Solicitor General as a percentage of all men or women arguing from positions other than those within the Office of the Solicitor General.

## Oral Argument - Advocates

### Advocates Who Have Appeared More than Once During OT13

Rank	Name*	Appearances		Position	Law School	Supreme Court Clerkship	U.S. Solicitor General Experience**
		OT13	All-Time				
1	Donald B. Verrilli, Jr.	7	36	Solicitor General	Columbia	William Brennan	Yes
2	Michael R. Dreeben	5	93	Deputy Solicitor General	Duke	None	Yes
	Paul D. Clement	5	74	Bancroft PLLC	Harvard	Antonin Scalia	Yes
4	Edwin S. Kneedler	4	125	Deputy Solicitor General	Virginia	None	Yes
	Seth P. Waxman	4	69	WilmerHale LLP	Yale	None	Yes
	Malcolm L. Stewart	4	67	Deputy Solicitor General	Yale	William Brennan	Yes
	Neal K. Katyal	4	21	Hogan Lovells LLP	Yale	Stephen Breyer	Yes
	Ian H. Gershengorn	4	5	Principal Deputy Solicitor General	Harvard	John Paul Stevens	Yes
9	Thomas C. Goldstein	3	31	Goldstein & Russell PC	American	None	No
	Nicole A. Saharsky	3	20	Assistant to the Solicitor General	Minnesota	None	Yes
	Curtis E. Gannon	3	17	Assistant to the Solicitor General	Chicago	Antonin Scalia	Yes
	Anthony A. Yang	3	17	Assistant to the Solicitor General	Yale	None	Yes
	Ginger D. Anders	3	12	Assistant to the Solicitor General	Columbia	Ruth Bader Ginsburg	Yes
	Sarah E. Harrington	3	11	Assistant to the Solicitor General	Harvard	None	Yes
	Melissa A. Sherry	3	11	Assistant to the Solicitor General	Virginia	John Paul Stevens	Yes
	Joseph R. Palmore	3	10	Assistant to the Solicitor General	Virginia	Ruth Bader Ginsburg	Yes
	Kevin K. Russell	3	10	Goldstein & Russell PC	Yale	Stephen Breyer	No
	Eric J. Feigin	3	9	Assistant to the Solicitor General	Stanford	Stephen Breyer	Yes
	John J. Bursch	3	8	Solicitor General of Michigan	Minnesota	None	No
	Mark A. Perry	3	6	Gibson Dunn LLP	Chicago	Sandra Day O'Connor	No
	21	Carter G. Phillips	2	78	Sidley Austin LLP	Northwestern	Warren Burger
Jeffrey L. Fisher		2	23	Stanford Supreme Court Clinic	Michigan	John Paul Stevens	No
Eric Schnapper		2	19	University of Washington	Yale	None	No
Benjamin J. Horwich		2	10	Assistant to the Solicitor General	Stanford	Sandra Day O'Connor	Yes
Ann O'Connell		2	8	Assistant to the Solicitor General	George Washington	John Roberts	Yes
Peter Keisler		2	5	Sidley Austin LLP	Yale	Anthony Kennedy	No
Elaine J. Goldenberg		2	4	Assistant to the Solicitor General	Harvard	None	Yes
John F. Bash		2	3	Assistant to the Solicitor General	Harvard	Antonin Scalia	Yes
Jonathan I. Blackman		2	2	Cleary Gottlieb Steen & Hamilton LLP	Harvard	None	No
William L. Messenger		2	2	National Right to Work Foundation	George Washington	None	No
Jonathan F. Mitchell		2	2	Solicitor General of Texas	Chicago	Antonin Scalia	No
	<b>Total: 31</b>	<b>96</b>	<b>808</b>			<b>23</b>	<b>17</b>

\* Yellow indicates that an advocate currently works in the Office of the Solicitor General. Blue indicates that an advocate has prior experience in the Office of the Solicitor General.

\*\* For the purposes of this category, we do not consider whether an advocate served as a Bristow Fellow.